



**Annual Accounts**  
**2018-19**  
**&**  
**Separate Audit Report**  
**2018-19**

**Dr B.R. Ambedkar University Delhi**  
**Lothian Road, Kashmere Gate, Delhi-110006**





**Annual Accounts**  
**2018–19**  
**&**  
**Separate Audit Report**  
**2018–19**







## INDEX TO ANNUAL ACCOUNTS

| S.No | Particulars   | Page No. |
|------|---|----------|
| 1    | <b>Balance Sheet</b>  | 1        |
| 2    | <b>Income and Expenditure Account</b>   | 2        |
| 3    | <b>Schedule forming part of Balance Sheet and Income &amp; Expenditure Account (Schedule 1 to 26)</b> |          |
|      | Schedule-1-Corpus/ Capital Fund   | 3        |
|      | Schedule-2-Designated Earmarked/Endowment Funds   | 4        |
|      | Schedule-2A-Endowment Funds (Fees)  | 5        |
|      | Schedule-3-Current Liabilities and Provisions   | 6        |
|      | Schedule-3(a)-Sponsored Projects  | 7-10     |
|      | Schedule-3(b)-Sponsored Fellowships and Scholarships  | 11       |
|      | Schedule-3(c)-Unutilized Grants from UGC, Government of India and State Governments                   | 12-13    |
|      | Schedule-4-Fixed Assets   | 14-15    |
|      | Schedule-4A-University Grant Commission (UGC)   | 16       |
|      | Schedule-4B-Kashmere Gate Campus  | 17-18    |
|      | Schedule-4C-Karampura Campus  | 19       |
|      | Schedule-4D-Campus Development  | 20       |
|      | Schedule-Assets in Projects (For Disclosure Only)   | 21       |
|      | Schedule-5-Investments from Earmarked/Endowment Funds   | 22       |
|      | Schedule-6-Investments-Others   | 22       |
|      | Schedule-7-Current Assets   | 23       |
|      | Schedule-8-Loans, Advances & Deposits   | 24-32    |
|      | Schedule-9-Academic Receipts  | 33       |
|      | Schedule-10-Grants/Subsidies (Irrevocable Grants Received)  | 34       |
|      | Schedule-11-Income from Investments   | 35       |
|      | Schedule-12-Interest Earned   | 35       |
|      | Schedule-13-Other Income  | 36       |
|      | Schedule-14-Prior Period Income   | 36       |
|      | Schedule-15-Staff Payments & Benefits (Establishment Expenses)  | 37       |
|      | Schedule-15A-Employees Retirement and Terminal Benefits   | 38       |
|      | Schedule-16-Academic Expenses   | 39       |
|      | Schedule-17-Administration and General Expenses   | 40       |
|      | Schedule-18-Transportation Expenses   | 40       |
|      | Schedule-19-Repair & Maintenance  | 41       |
|      | Schedule-20-Finance Costs   | 41       |
|      | Schedule-21-Other Expenses  | 42       |
|      | Schedule-22-Prior Period Expenses   | 42       |
|      | NPS Tier-I Account - Balance Sheet  | 43       |
|      | NPS Tier-I Account - Income & Expenditure Account   | 44       |
|      | NPS Tier-I Account - Receipts & Payments Account  | 45       |
|      | Schedule-23-Significant Accounting Policies   | 46-48    |
|      | Schedule-24-Notes to Accounts   | 49-50    |
| 4    | <b>Annexure to Balance Sheet(Annexure-1 to 19)</b>  |          |
|      | Annexure-1-Deposits from Students   | 51       |
|      | Annexure-2-Sundry Creditors-Goods   | 52-53    |

## AUD-ANNUAL ACCOUNT 2018-19

|  |              |
|--|--------------|
| Annexure-3-Sundry Creditors-Capital Goods    | 53           |
| Annexure-4-Earnest Money Deposits            | 54-57        |
| Annexure-5-Statutory Dues                    | 58           |
| Annexure-6-Accounts Payables                 | 59           |
| Annexure-6A-Projects Liability               | 59           |
| Annexure-7-Other Investments (UDF)           | 60           |
| Annexure-8-Imprest Accounts                  | 60           |
| Annexure-9-Bank Balance                      | 61           |
| Annexure-10-Fee from Students                | 62           |
| Annexure-10A-Amount to be Transferred to UDF | 62           |
| Annexure-11-Salaries & Wages                 | 63           |
| Annexure-12-Salaries to Visiting Professors  | 63           |
| Annexure-13-Allowances and Bonus             | 63           |
| Annexure-14-Retirement and Terminal Benefits | 63           |
| Annexure-15-LTC Facility                     | 63           |
| Annexure-16-Medical Facility                 | 63           |
| Annexure-17-Children Education Allowance     | 63           |
| Annexure-18-Honorarium                       | 64           |
| Annexure-19-Others(Specify)                  | 64           |
| Annexure-20-Payment to Visiting Faculty      | 65           |
| Annexure-21-Travelling/Conveyance Expenses   | 65           |
| Annexure-22-Administration Expenses-Others   | 65           |
| <b>5 Receipts and Payments Account</b>       | <b>66-67</b> |



# AMBEDKAR UNIVERSITY DELHI

## BALANCE SHEET AS AT 31st MARCH, 2019

(Amount in Rs.)

| SOURCES OF FUNDS                        | Schedule | 2018-19               | 2017-18               |
|---|----------|-----------------------|-----------------------|
| CORPUS/CAPITAL FUND                     | 1        | 1,58,98,31,090        | 1,72,65,68,718        |
| DESIGNATED/ EARMARKED / ENDOWMENT FUNDS | 2        | 38,32,78,237          | 30,48,69,828          |
| CURRENT LIABILITIES & PROVISIONS        | 3        | 1,11,92,80,980        | 69,38,00,598          |
| <b>Total</b>                            |          | <b>3,09,23,90,307</b> | <b>2,72,52,39,144</b> |

| APPLICATION OF FUNDS                                | Schedule | 2018-19               | 2017-18               |
|---|----------|-----------------------|-----------------------|
| <b>FIXED ASSETS</b>                                 | <b>4</b> |                       |                       |
| - Tangible Assets                                   |          | 1,65,03,41,274        | 1,58,58,85,257        |
| - Intangible Assets                                 |          | 2,75,00,066           | 1,12,47,805           |
| - Capital Work- In Progress                         |          | 2,43,33,920           | 10,38,94,508          |
| <b>INVESTMENTS FROM EARMARKED / ENDOWMENT FUNDS</b> | <b>5</b> |                       |                       |
| - Long term   |          | -                     | -                     |
| - Short term  |          | 18,76,34,195          | 18,76,34,195          |
| <b>INVESTMENTS-OTHERS</b>                           | <b>6</b> |                       |                       |
| - Corpus Fund                                       |          | -                     | -                     |
| - Others  |          | -                     | -                     |
| <b>CURRENT ASSETS</b>                               | <b>7</b> | <b>85,72,33,891</b>   | <b>49,94,30,526</b>   |
| <b>LOANS, ADVANCES AND DEPOSITS</b>                 | <b>8</b> | <b>34,53,46,961</b>   | <b>33,71,46,853</b>   |
| <b>Total</b>  |          | <b>3,09,23,90,307</b> | <b>2,72,52,39,144</b> |

SIGNIFICANT ACCOUNTING POLICIES 23

CONTINGENT LIABILITIES AND NOTES TO ACCOUNTS 24




  
 CONTROLLER OF FINANCE

  
 PRO-VICE CHANCELLOR

  
 VICE-CHANCELLOR



**AUD-ANNUAL ACCOUNT 2018-19**

| <b>AMBEDKAR UNIVERSITY DELHI</b>  |   |   |                     |
|---|---|---|---------------------|
| <b>INCOME AND EXPENDITURE ACCOUNT FOR THE YEAR ENDED 31ST MARCH 2019</b>            |   |   |                     |
| (Amount in Rs.)   |   |   |                     |
| Particulars   | Schedule  | 2018-19   | 2017-18             |
| <b>INCOME</b>   |   |   |                     |
| Academic Receipts   | 9   | 7,40,62,874   | 5,22,08,236         |
| Grants/Subsidies  | 10  | 55,66,72,940  | 46,18,27,863        |
| Income from Investments   | 11  | -   | 10,09,136           |
| Interest Earned   | 12  | 32,30,403   | 18,82,993           |
| Other Income  | 13  | 35,72,148   | 8,82,292            |
| Prior Period Incomes  | 14  | 12,000  | -                   |
| <b>TOTAL (A)</b>  |   | <b>63,75,50,365</b>   | <b>51,78,10,520</b> |
| <b>EXPENDITURE</b>  |   |   |                     |
| Staff Payments & Benefits ( Establishment Expenses )                                | 15  | 41,61,26,706  | 31,53,92,454        |
| Academic Expenses   | 16  | 5,32,70,161   | 4,37,77,373         |
| Administrative & General Expenses   | 17  | 12,08,01,261  | 7,06,39,033         |
| Transportation Expenses   | 18  | 73,20,573   | 77,26,868           |
| Repair & Maintenance  | 19  | 2,22,88,089   | 3,13,11,448         |
| Finance Cost  | 20  | 61,833  | 87,888.00           |
| Depreciation  | 4   | 5,57,94,114   | 3,82,57,625         |
| Other Expenses  | 21  | -   | -                   |
| Prior Period Expenses   | 22  | 7,69,00,881   | 82,56,676           |
| <b>Total (B)</b>  |   | <b>75,25,63,618</b>   | <b>51,54,49,365</b> |
| <b>Balance Being Excess Of Income Over Expenditure ( A- B )</b>                     |   | <b>(11,50,13,253)</b>   | <b>23,61,155</b>    |
| <b>Transfer to/from Designated Funds</b>  |   | -   | -                   |
| <b>Balance Being Surplus /( Deficit ) Carried To Corpus / Capital Fund</b>          |   | <b>(11,50,13,253)</b>   | <b>23,61,155</b>    |
| <b>SIGNIFICANT ACCOUNTING POLICIES</b>  | 23  |   |                     |
| <b>CONTINGENT LIABILITIES AND NOTES TO ACCOUNTS</b>                                 | 24  |   |                     |
|  |  |  |                     |
| CONTROLLER OF FINANCE   | PRO-VICE CHANCELLOR   | VICE-CHANCELLOR   |                     |







## AMBEDKAR UNIVERSITY DELHI

### SCHEDULES FORMING PART OF BALANCE SHEET

#### SCHEDULE - 1 - CORPUS/CAPITAL FUND

(Amount in Rs.)

| Particulars   | Schedule | 2018-19               | 2017-18               |
|---|----------|-----------------------|-----------------------|
| <b>Opening Balance</b>  |          | 1,72,65,68,718        | 1,61,61,08,744        |
| Add: Contribution towards Corpus / Capital Fund ( Adjustment of Previous Year)                                |          | 21,08,211             | -                     |
| Add: Grants from UGC, Government of India and State Government to the extent utilised for capital expenditure | 4        | 13,74,30,687          | 18,27,10,519          |
| Add: Assets Purchased out of  |          |                       |                       |
| - UGC Funds   |          | -                     | 4,97,048              |
| - Campus Development Funds  | 4        | 13,57,118             | 2,267                 |
| Add: Assets Purchased out of Sponsored Projects, where ownership vests in the institution                     |          | -                     | -                     |
| Add: Assets Donated/Gifts Received  |          | -                     | -                     |
| Add: Other Additions  |          | -                     | -                     |
| Add: Excess of Income over Expenditure transferred from the Income & Expenditure Account                      |          | -                     | 23,61,155             |
| <b>Total</b>  |          | <b>1,86,74,64,733</b> | <b>1,80,19,79,733</b> |
| Less: Rectification in Brought Forward (From Financial year 2016-17 to 2017-18)                               |          | -                     | 1,73,74,456           |
| Less: Ground Rent transferred from capital head to general head relating to Financial year 2017-18.           |          | 8,18,46,000           | -                     |
| Less: Transfer to Scholarship   | 2A       | 73,66,538             | 52,20,824             |
| Less: Transfer to Learning Enhancement  | 2A       | 1,65,74,710           | 1,17,46,853           |
| Less: Transfer to Student Welfare Fund  | 2A       | 27,62,560             | 22,53,600             |
| Less: Amount Transfer to UDF From Fees (Including Bank interest)  | Ann-10A  | 5,04,98,434           | 3,58,79,088           |
| Less: Amount Transfer to UDF From GIA (Other Income)  | 13       | 19,10,464             | 8,82,292              |
| Less: Amount Transfer to UDF From Projects (Overhead income)  | 13       | 16,61,684             | 20,53,902             |
| (Deduct) Deficit transferred from the Income & Expenditure Account  |          | 11,50,13,253          | -                     |
| <b>Total</b>  |          | <b>27,76,33,643</b>   | <b>7,54,11,015</b>    |
| <b>Closing Balance</b>  |          | <b>1,58,98,31,090</b> | <b>1,72,65,68,718</b> |



AMBEDKAR UNIVERSITY DELHI

SCHEDULE - 2 - DESIGNATED/EARMARKED / ENDOWMENT FUNDS

| Particulars<br>1                                     | Schedule<br>2 | Endowment Funds<br>3 | 2018-19<br>4        | Total<br>(Amount in Rs.) |  |
|--|---------------|----------------------|---------------------|--------------------------|--|
|  |               |                      |                     | 2017-18<br>5             |  |
| <b>(A)</b>   |               |                      |                     |                          |  |
| a) Opening balance                                   | 2A            | 30,48,69,828         | 30,48,69,828        | 26,30,86,384             |  |
| b) Additions during the year                         | 2A            | 5,10,32,982          | 5,10,32,982         | 1,66,59,376              |  |
| c) Income from investments made of the funds         | 2A            | -                    | -                   |                          |  |
| d) Accrued Interest on investments / Advances        | 2A            | -                    | -                   |                          |  |
| e) Interest on Savings Bank a/c                      | 2A            | 1,91,88,204          | 1,91,88,204         | 2,28,10,724              |  |
| f) Other additions (Specify nature)                  | 2A            |                      |                     |                          |  |
| - Transfer from Tuition Fees                         | 2A            | 2,67,03,808          | 2,67,03,808         | 1,92,21,277              |  |
| <b>Total (A)</b>                                     |               | <b>40,17,94,821</b>  | <b>40,17,94,821</b> | <b>32,17,77,761</b>      |  |
| <b>(B)</b>   |               |                      |                     |                          |  |
| Utilisation/ Expenditure towards objectives of funds |               |                      |                     |                          |  |
| i) Capital Expenditure                               | 2A            | -                    | -                   | -                        |  |
| ii) Revenue Expenditure                              | 2A            | 1,85,16,585          | 1,85,16,585         | 1,69,07,933              |  |
| <b>Total (B)</b>                                     |               | <b>1,85,16,585</b>   | <b>1,85,16,585</b>  | <b>1,69,07,933</b>       |  |
| <b>Closing Balances at the year end ( A- B )</b>     |               |                      |                     |                          |  |
|  |               | <b>38,32,78,237</b>  | <b>38,32,78,237</b> | <b>30,48,69,828</b>      |  |





**AMBEDKAR UNIVERSITY DELHI**

**Schedule 2A  
Endowment Funds (Fees)**

| Name of the Endowment          | Opening Balance     |                    | Additions during the year |                    |                    |                     | Total              |                    | Expenditure on the object during the year |                    | Closing Balance     |                    | Total (11+12)       |
|--------------------------------|---------------------|--------------------|---------------------------|--------------------|--------------------|---------------------|--------------------|--------------------|---|--------------------|---------------------|--------------------|---------------------|
|                                | 2                   | 3                  | 4                         | 5                  | 7                  | (2+4)               | (3+7)              | 10                 | 11  | 12                 | 11                  | 12                 |                     |
|                                |                     |                    |                           |                    |                    |                     |                    |                    |   |                    |                     |                    |                     |
| 1. Scholarship                 | 51,18,336           | 1,17,697           | -                         | 73,66,538          | 1,46,305           | 1,24,84,874         | 2,64,002           | 37,77,658          | 87,07,216                                 | 2,64,002           | 87,07,216           | 2,64,002           | 89,71,218           |
| 2. Learning Enhancement        | 3,64,50,117         | 8,36,747           | -                         | 1,65,74,710        | 12,08,493          | 5,30,24,827         | 20,45,240          | 89,75,321          | 4,40,49,506                               | 20,45,240          | 4,40,49,506         | 20,45,240          | 4,60,94,746         |
| 3. Application Fee             | 1,97,22,843         | 5,83,857           | 94,55,140                 | -                  | 11,55,244          | 2,91,77,983         | 17,39,101          | 22,60,572          | 2,69,17,411                               | 17,39,101          | 2,69,17,411         | 17,39,101          | 2,86,56,512         |
| 4. Student Welfare Fund        | 1,02,43,370         | 3,03,282           | 27,62,560                 | 27,62,560          | 3,11,697           | 1,57,68,490         | 6,14,979           | 23,41,030          | 1,34,27,460                               | 6,14,979           | 1,34,27,460         | 6,14,979           | 1,40,42,439         |
| 5. University Development Fund | 21,05,24,438        | 2,09,69,141        | 3,88,15,282               | -                  | 1,63,66,465        | 24,93,39,720        | 3,73,35,606        | 11,62,004          | 24,81,77,716                              | 3,73,35,606        | 24,81,77,716        | 3,73,35,606        | 28,55,13,322        |
| <b>Total</b>                   | <b>28,20,59,104</b> | <b>2,26,10,724</b> | <b>5,10,32,982</b>        | <b>2,67,03,808</b> | <b>1,91,88,204</b> | <b>35,97,95,893</b> | <b>4,19,98,928</b> | <b>1,85,16,585</b> | <b>34,12,79,308</b>                       | <b>4,19,98,928</b> | <b>34,12,79,308</b> | <b>4,19,98,928</b> | <b>38,32,78,237</b> |



**AUD-ANNUAL ACCOUNT 2018-19**

| <b>AMBEDKAR UNIVERSITY DELHI</b>                                      |            |                       |                     |
|---|------------|-----------------------|---------------------|
| <b>SCHEDULE - 3 CURRENT LIABILITIES AND PROVISIONS</b>                |            |                       |                     |
| (Amount in Rs.)   |            |                       |                     |
| Particulars   | Annexure   | 2018-19               | 2017-18             |
| <b>A Current Liabilities</b>  |            |                       |                     |
| 1. Deposits from Staff  |            | -                     | -                   |
| 2. Deposits from Students   | 1          | 3,83,86,347           | 3,15,21,272         |
| 3. Sundry Creditors   |            |                       |                     |
| a) For Goods and Services   | 2          | 98,49,269             | 83,94,657           |
| b) For Others - Capital Goods   | 3          | 10,92,168             | 80,211              |
| 4. Deposit- Others (including EMD, Security Deposit)                  | 4          | 41,03,539             | 95,36,648           |
| 5. Statutory Liabilities ( GPF , TDS , ,WC , Tax , CPF , GIS , NPS )  |            |                       |                     |
| a) Overdue  |            | -                     | -                   |
| b) Others   | 5          | 5,26,002              | 3,12,921            |
| 6. Other Current Liabilities  |            |                       |                     |
| a) Salaries Payable   |            | 1,26,010              | 2,04,504            |
| b) Receipts against sponsored projects                                | Sch - 3(a) | 6,46,70,468           | 5,83,83,972         |
| c) Receipts against sponsored fellowship and scholarships             | Sch - 3(b) | 19,455                | -                   |
| d) Receipts against UGC projects                                      | Sch - 3(c) | 27,78,954             | 19,08,201           |
| e) Unutilised Grants  | Sch - 10   | 70,74,56,673          | 36,15,10,307        |
| f) Grants in Advance  |            |                       |                     |
| h) Other Funds  |            |                       |                     |
| - ECCC (Delhi Project)  | Sch - 3(c) | 53,57,532             | 77,64,715           |
| - Campus Development  | Sch - 3(c) | 1,19,076              | 14,67,691           |
| - Study of New Experiment   | Sch - 3(c) | 1,47,205              | -                   |
| - Advance Returned by PWD (Granted for Consultant in Dheerpur Campus) |            | 20,13,591             | 24,20,000           |
| i) Other Liabilities  |            |                       |                     |
| - Amount Payable  | 6          | 13,47,99,161          | 11,15,42,592        |
| - Projects Liability  | 6A         | 2,63,458              | 20,51,956           |
| - University Development Fund   | 10A        | 5,40,70,582           | 3,88,15,282         |
| <b>Total (A)</b>  |            | <b>1,02,57,79,490</b> | <b>63,59,14,929</b> |
| <b>B Provisions</b>   |            |                       |                     |
| 1. Gratuity   | Sch-15A    | 4,98,06,670           | 3,81,71,632         |
| 2. Accumulated Leave Encashment                                       | Sch-15A    | 4,36,94,820           | 1,97,14,037         |
| 3. Others   |            | -                     | -                   |
| <b>Total (B)</b>  |            | <b>9,35,01,490</b>    | <b>5,78,85,669</b>  |
| <b>Total (A+B)</b>  |            | <b>1,11,92,80,980</b> | <b>69,38,00,598</b> |






**AMBEDKAR UNIVERSITY DELHI**

**SCHEDULE - 3 (a) SPONSORED PROJECTS**

| S.No.                            | Name of the Project         | Opening Balance as on 01.04.2018 |                 | Receipts during the year | Total              | Expenditure during the year | Closing Balance as on 31.03.2019 |       |
|----------------------------------|-----------------------------|----------------------------------|-----------------|--------------------------|--------------------|-----------------------------|----------------------------------|-------|
|                                  |                             | Credit                           | Debit           |                          |                    |                             | Credit                           | Debit |
| 1                                | 2                           | 3                                | 4               | 5                        | 6                  | 7                           | 8                                | 9     |
| <b>Part - I - CECED Projects</b> |                             |                                  |                 |                          |                    |                             |                                  |       |
| 1                                | Aga Khan Foundation         | 1,05,947                         | -               | -                        | 1,05,947           | -                           | 1,05,947                         | -     |
| 2                                | Alamb                       | 10,516                           | -               | -                        | 10,516             | -                           | 10,516                           | -     |
| 3                                | Care India (Odisha Project) | 80,484                           | -               | -                        | 80,484             | -                           | 80,484                           | -     |
| 4                                | Care India Start Early      | 3,80,365                         | -               | -                        | 3,80,365           | -                           | 3,80,365                         | -     |
| 5                                | CECED Resource Fund         | 2,00,08,047                      | -               | 31,58,905                | 2,31,66,952        | 11,61,942                   | 2,20,05,010                      | -     |
| 6                                | Central Square Foundation   | 15,83,588                        | -               | -                        | 15,83,588          | 12,01,400                   | 3,82,188                         | -     |
| 7                                | CIFP                        | 14,21,180                        | -               | -                        | 14,21,180          | 6,62,490                    | 7,58,690                         | -     |
| 8                                | Close Project               | 31,50,754                        | -               | -                        | 31,50,754          | 23,93,754                   | 7,57,000                         | -     |
| 9                                | DHFL                        | -                                | -               | 19,82,500                | 19,82,500          | 12,67,091                   | 7,15,409                         | -     |
| 10                               | English Workshop            | 1,50,000                         | -               | -                        | 1,50,000           | 1,50,000                    | -                                | -     |
| 11                               | Katha (MCD School)          | 87,653                           | -               | -                        | 87,653             | -                           | 87,653                           | -     |
| 12                               | Mobile Creches              | 81,363                           | -               | -                        | 81,363             | -                           | 81,363                           | -     |
| 13                               | NIH Yale University         | -                                | 17,383          | 39,22,677                | 39,05,294          | 24,37,059                   | 14,68,235                        | -     |
| 14                               | Plan International India    | 5,82,478                         | -               | 5,53,604                 | 11,36,082          | 6,47,223                    | 4,88,859                         | -     |
| 15                               | TISS                        | 3,08,000                         | -               | 5,09,600                 | 8,17,600           | 3,75,844                    | 4,41,756                         | -     |
| 16                               | Unicef Bihar                | -                                | 1,49,259        | 39,91,816                | 39,91,816          | 20,47,478                   | 19,44,338                        | -     |
| 17                               | Unicef Cms Training         | -                                | -               | 1,49,259                 | 1,49,259           | -                           | -                                | -     |
| 18                               | Unicef Maharashtra          | -                                | -               | 54,01,553                | 54,01,553          | 29,62,261                   | 24,39,292                        | -     |
| 19                               | Unicef Rajasthan            | -                                | -               | 14,98,138                | 14,98,138          | 9,33,640                    | 5,64,498                         | -     |
| 20                               | Unicef SDGS 2018            | 20,88,230                        | -               | 2,29,83,656              | 2,50,71,886        | 2,45,75,522                 | 4,96,364                         | -     |
| 21                               | Unicef W.B.                 | 7,23,890                         | -               | 21,64,855                | 28,88,745          | 27,21,818                   | 1,66,927                         | -     |
| 22                               | World Bank Meghalya         | -                                | -               | 10,18,974                | 10,18,974          | -                           | 10,18,974                        | -     |
| 23                               | World Bank Sat              | 17,39,106                        | -               | 44,85,360                | 62,24,466          | 26,20,658                   | 36,03,808                        | -     |
| <b>TOTAL OF CECED PROJECTS</b>   |                             | <b>3,25,01,601</b>               | <b>1,66,642</b> | <b>5,18,20,897</b>       | <b>8,41,55,856</b> | <b>4,61,58,180</b>          | <b>3,79,97,676</b>               | -     |
|                                  | Interest                    | 26,48,325                        | -               | 12,24,736                | 38,73,061          | -                           | 38,73,061                        | -     |
|                                  | Overhead Previous Year      | 20,53,902                        | -               | 13,02,050                | 33,55,952          | 33,55,952                   | -                                | -     |
|                                  | TDS                         | (14,000)                         | -               | 14,000                   | -                  | -                           | -                                | -     |
|                                  | Bank Charges                | -                                | 2,938           | 2,938                    | -                  | -                           | -                                | -     |
|                                  | <b>TOTAL</b>                | <b>3,71,89,828</b>               | <b>1,69,580</b> | <b>5,43,64,621</b>       | <b>9,13,84,869</b> | <b>4,95,14,132</b>          | <b>4,18,70,737</b>               | -     |




# AUD-ANNUAL ACCOUNT 2018-19

| S.No.                                      | Name of the Project                       | Opening Balance as on 01.04.2018 |           | Receipts during the year | Total     | Expenditure during the year | Closing Balance as on 31.03.2019 |       |
|--|---|----------------------------------|-----------|--------------------------|-----------|-----------------------------|----------------------------------|-------|
|  |   | Credit                           | Debit     |                          |           |                             | Credit                           | Debit |
| 1  | 2   | 3                                | 4         | 5                        | 6         | 7                           | 8                                | 9     |
| <b>Part-II - Projects Other Than CECEC</b> |   |                                  |           |                          |           |                             |                                  |       |
| 20   | Anil Divan Foundation                     | -                                | -         | 12,95,736                | 12,95,736 | 3,00,000                    | 9,95,736                         | -     |
| 21   | Anthography Workshop Received             | -                                | -         | 80,600                   | 80,600    | 77,800                      | 2,800                            | -     |
| 22   | A W Meliom Foundation                     | 12,85,389                        | -         | 4,98,088                 | 17,83,477 | 15,08,750                   | 2,74,727                         | -     |
| 23   | Bharti Gupta Ramola                       | 6,90,000                         | -         | -                        | 6,90,000  | 90,000                      | 6,00,000                         | -     |
| 24   | British Council (SBPPSF)                  | 20,743                           | -         | -                        | 20,743    | 20,743                      | -                                | -     |
| 25   | F. Quai Project                           | -                                | 11,40,003 | 11,59,601                | 19,598    | -                           | 19,598                           | -     |
| 26   | Fund                                      | 12,42,892                        | -         | 27,79,429                | 40,22,321 | 81,369                      | 39,40,952                        | -     |
| 27   | IIAB, Leiden University                   | 20,52,657                        | -         | 12,02,266                | 32,54,923 | 21,65,640                   | 10,89,283                        | -     |
| 28   | Help in NGO                               | 1,65,000                         | -         | -                        | 1,65,000  | -                           | 1,65,000                         | -     |
| 29   | ICIR Anitqity Seminar                     | 81,121                           | -         | -                        | 81,121    | 81,121                      | -                                | -     |
| 30   | ICM 2018                                  | -                                | -         | 5,72,088                 | 5,72,088  | 5,72,088                    | -                                | -     |
| 31   | Icssr (Babu P Ramesh)                     | 1,03,045                         | -         | 3,20,000                 | 4,23,045  | 61,610                      | 3,61,435                         | -     |
| 32   | ICSSR Delhi Oralities 8                   | 1,635                            | -         | 2,36,621                 | 2,38,256  | 1,160                       | 2,37,096                         | -     |
| 33   | Icssr (Krishna Ram)                       | -                                | -         | 1,60,000                 | 1,60,000  | 1,59,824                    | 176                              | -     |
| 34   | Icssr Lavitolli Iimo                      | -                                | -         | 1,80,000                 | 1,80,000  | -                           | 1,80,000                         | -     |
| 35   | ICSSR - N. Nakkeeran                      | 1,23,357                         | -         | 59,385                   | 1,82,742  | 1,82,742                    | -                                | -     |
| 36   | ICSSR Praveen Singh                       | 4,03,049                         | -         | -                        | 4,03,049  | -                           | 4,03,049                         | -     |
| 37   | ICSSR Project (Prof. Kartik Dave)         | -                                | -         | 3,60,000                 | 3,60,000  | 2,24,996                    | 1,35,004                         | -     |
| 38   | Icssr Shailija Menon                      | 6,372                            | -         | -                        | 6,372     | -                           | 6,372                            | -     |
| 39   | Icssr (Urfat Anjem Mir)                   | 50,809                           | -         | -                        | 50,809    | -                           | 50,809                           | -     |
| 40   | India Foundation for the Arts             | -                                | -         | 2,60,000                 | 2,60,000  | 2,54,076                    | 5,924                            | -     |
| 41   | INTACH (Farming in Dryland Central India) | -                                | -         | 3,00,000                 | 3,00,000  | 2,98,589                    | 1,411                            | -     |
| 42   | JTI (Symposium)                           | 48,631                           | -         | -                        | 48,631    | 17,152                      | 31,479                           | -     |
| 43   | Maritime Conference                       | 49,560                           | -         | -                        | 49,560    | -                           | 49,560                           | -     |
| 44   | MSUD Fulbright Haysprog.                  | 7,50,000                         | -         | 5,52,957                 | 13,02,957 | 12,63,499                   | 39,458                           | -     |
| 45   | National Book Trust 3                     | -                                | -         | 30,000                   | 30,000    | 25,758                      | 4,242                            | -     |
| 46   | National Human Right                      | 58,325                           | -         | -                        | 58,325    | -                           | 58,325                           | -     |
| 47   | Nrupi 5                                   | -                                | -         | 3,500                    | 3,500     | 3,500                       | -                                | -     |
| 48   | Sail Project 17                           | 50,337                           | -         | -                        | 50,337    | -                           | 50,337                           | -     |
| 49   | SERB                                      | 2,97,210                         | -         | -                        | 2,97,210  | -                           | 2,97,210                         | -     |
| 50   | SFTIG Grant                               | 92,271                           | -         | -                        | 92,271    | 29,217                      | 63,054                           | -     |
|  |   | -                                | -         | 3,02,400                 | 3,02,400  | -                           | 3,02,400                         | -     |





| S.No.           | Name of the Project                       | Opening Balance as on 01.04.2018 |                  | Receipts during the year | Total              | Expenditure during the year | Closing Balance as on 31.03.2019 |       |
|-----------------|---|----------------------------------|------------------|--------------------------|--------------------|-----------------------------|----------------------------------|-------|
|                 |   | Credit                           | Debit            |                          |                    |                             | Credit                           | Debit |
| 1               | 2   | 3                                | 4                | 5                        | 6                  | 7                           | 8                                | 9     |
| 51              | The University of Taxes at Austin         | 7,940                            | -                | -                        | 7,940              | 7,940                       | -                                | -     |
| 52              | Vasant J Seth Memorial Foundation (Cck)19 | 15,066                           | -                | -                        | 15,066             | 15,000                      | 66                               | -     |
| 53              | British Council 2nd 12                    | 96,406                           | -                | -                        | 96,406             | 96,406                      | -                                | -     |
| 54              | British Council (SOU)                     | 29,896                           | -                | -                        | 29,896             | 29,896                      | -                                | -     |
| 55              | Business Conclave (SBITSE) 16             | 7,509                            | -                | -                        | 7,509              | 7,509                       | -                                | -     |
| 56              | CSSRM Project                             | 11,25,000                        | -                | -                        | 11,25,000          | -                           | 11,25,000                        | -     |
| 57              | Raja Ramohan Roy Lib. Foundation          | 75,000                           | -                | 25,000                   | 1,00,000           | -                           | 1,00,000                         | -     |
| 58              | Smita Divan                               | -                                | -                | 1,00,000                 | 1,00,000           | 1,00,000                    | -                                | -     |
|                 | <b>Total Other Than CECEC Project</b>     | <b>89,29,220</b>                 | <b>11,40,003</b> | <b>1,04,77,670</b>       | <b>1,82,66,888</b> | <b>76,76,325</b>            | <b>1,05,90,563</b>               | -     |
|                 | Bank Interest                             | 6,69,375                         | -                | 6,34,865                 | 13,04,240          | -                           | 13,04,240                        | -     |
|                 | Bank Charges                              | -                                | 76,253           | 76,253                   | -                  | -                           | -                                | -     |
|                 | <b>TOTAL</b>                              | <b>95,98,595</b>                 | <b>12,16,256</b> | <b>1,11,88,788</b>       | <b>1,95,71,128</b> | <b>76,76,325</b>            | <b>1,18,94,803</b>               | -     |
| <b>Part III</b> |   |                                  |                  |                          |                    |                             |                                  |       |
| 59              | <b>Design Innovation Centre</b>           |                                  |                  |                          |                    |                             |                                  |       |
|                 | Fund Received                             | 36,29,726                        | -                | -                        | 36,29,726          | 12,51,787                   | 23,77,939                        | -     |
|                 | Bank Interest                             | 1,82,665                         | -                | 1,58,956                 | 3,41,621           | -                           | 3,41,621                         | -     |
|                 | <b>TOTAL</b>                              | <b>38,12,391</b>                 | -                | <b>1,58,956</b>          | <b>39,71,347</b>   | <b>12,51,787</b>            | <b>27,19,560</b>                 | -     |
| 60              | <b>Rohini Ghadiok Foundation</b>          |                                  |                  |                          |                    |                             |                                  |       |
|                 | Fund Received                             | 13,012                           | -                | 8,00,000                 | 7,86,988           | 7,81,426                    | 5,562                            | -     |
|                 | Bank Interest                             | 20,334                           | -                | 2,261                    | 22,595             | -                           | 22,595                           | -     |
|                 | <b>TOTAL</b>                              | <b>7,322</b>                     | -                | <b>8,02,261</b>          | <b>8,09,583</b>    | <b>7,81,426</b>             | <b>28,157</b>                    | -     |
| 61              | <b>Ford Foundation</b>                    |                                  |                  |                          |                    |                             |                                  |       |
|                 | Fund Received                             | 36,55,357                        | -                | -                        | 36,55,357          | 36,55,357                   | -                                | -     |
|                 | Bank Interest                             | 5,07,758                         | -                | 96,881                   | 6,04,639           | 1,37,600                    | 4,67,039                         | -     |
|                 | <b>TOTAL</b>                              | <b>41,63,115</b>                 | -                | <b>96,881</b>            | <b>42,59,996</b>   | <b>37,92,957</b>            | <b>4,67,039</b>                  | -     |
| 62              | <b>NSDL Project</b>                       |                                  |                  |                          |                    |                             |                                  |       |
|                 | Fund Received                             | 35,786                           | -                | 27,00,000                | 26,64,214          | 10,98,053                   | 15,66,161                        | -     |
|                 | Bank Interest                             | 42,818                           | -                | 58,631                   | 1,01,449           | -                           | 1,01,449                         | -     |
|                 | <b>TOTAL</b>                              | <b>7,032</b>                     | -                | <b>27,58,631</b>         | <b>27,65,663</b>   | <b>10,98,053</b>            | <b>16,67,610</b>                 | -     |



**AUD-ANNUAL ACCOUNT 2018-19**

| S.No. | Name of the Project           | Opening Balance as on<br>01.04.2018 |                  | Receipts during<br>the year | Total               | Expenditure<br>during the year | Closing Balance as on<br>31.03.2019 |          |
|-------|-------------------------------|-------------------------------------|------------------|-----------------------------|---------------------|--------------------------------|-------------------------------------|----------|
|       |                               | Credit                              | Debit            |                             |                     |                                | Credit                              | Debit    |
| 1     | 2                             | 3                                   | 4                | 5                           | 6                   | 7                              | 8                                   | 9        |
| 63    | PWC                           |                                     |                  |                             |                     |                                |                                     |          |
|       | Fund Received                 | 1,36,217                            | -                | 6,09,000                    | 7,45,217            | 6,85,972                       | 59,245                              | -        |
|       | Bank Interest                 | 13,068                              | -                | 9,782                       | 22,850              | -                              | 22,850                              | -        |
|       | <b>TOTAL</b>                  | <b>1,49,285</b>                     | <b>-</b>         | <b>6,18,782</b>             | <b>7,68,067</b>     | <b>6,85,972</b>                | <b>82,095</b>                       | <b>-</b> |
| 64    | SIA Unit Project              |                                     |                  |                             |                     |                                |                                     |          |
|       | Fund Received                 | 5,63,485                            | -                | 4,57,463                    | 10,20,948           | 3,12,796                       | 7,08,152                            | -        |
|       | Bank Interest                 | 4,647                               | -                | 26,747                      | 31,394              | -                              | 31,394                              | -        |
|       | <b>TOTAL</b>                  | <b>5,68,132</b>                     | <b>-</b>         | <b>4,84,210</b>             | <b>10,52,342</b>    | <b>3,12,796</b>                | <b>7,39,546</b>                     | <b>-</b> |
| 65    | JTY/TEDT                      |                                     |                  |                             |                     |                                |                                     |          |
|       | Fund Received                 | 26,73,418                           | -                | -                           | 26,73,418           | 20,95,505                      | 5,77,913                            | -        |
|       | Bank Interest                 | 33,890                              | -                | 43,094                      | 76,984              | -                              | 76,984                              | -        |
|       | <b>TOTAL</b>                  | <b>27,07,308</b>                    | <b>-</b>         | <b>43,094</b>               | <b>27,50,402</b>    | <b>20,95,505</b>               | <b>6,54,897</b>                     | <b>-</b> |
| 66    | SRTT (MA Dance Prog.)         |                                     |                  |                             |                     |                                |                                     |          |
|       | Fund Received                 | (35,024)                            | -                | 61,50,000                   | 61,14,976           | 33,12,219                      | 28,02,757                           | -        |
|       | Bank Interest                 | 2,15,988                            | -                | 46,177                      | 2,62,165            | -                              | 2,62,165                            | -        |
|       | <b>TOTAL</b>                  | <b>1,80,964</b>                     | <b>-</b>         | <b>61,96,177</b>            | <b>63,77,141</b>    | <b>33,12,219</b>               | <b>30,64,922</b>                    | <b>-</b> |
| 67    | FAUD                          |                                     |                  |                             |                     |                                |                                     |          |
|       | Fund Received                 | -                                   | -                | 14,63,936                   | 14,63,936           | -                              | 14,63,936                           | -        |
|       | Bank Interest                 | -                                   | -                | 17,165                      | 17,165              | -                              | 17,165                              | -        |
|       | <b>TOTAL</b>                  | <b>-</b>                            | <b>-</b>         | <b>14,81,101</b>            | <b>14,81,101</b>    | <b>-</b>                       | <b>14,81,101</b>                    | <b>-</b> |
|       | <b>Grand Total (I+II+III)</b> | <b>5,83,83,972</b>                  | <b>13,85,836</b> | <b>7,81,93,503</b>          | <b>13,51,91,639</b> | <b>7,05,21,171</b>             | <b>6,46,70,468</b>                  | <b>-</b> |







**AMBEDKAR UNIVERSITY DELHI**

**SCHEDULE 3 (b) SPONSORED FELLOWSHIPS AND SCHOLARSHIPS**

| S.No | Name of the Sponsor<br>2 | Annexure<br>3 | Balance as on 31st March, 2018 |                    | Transactions during the year |               | Balance as on 31st March, 2019 |                    |
|------|--------------------------|---------------|--------------------------------|--------------------|------------------------------|---------------|--------------------------------|--------------------|
|      |                          |               | Credit Balance<br>4            | Debit Balance<br>5 | Credit<br>6                  | Debit<br>7    | Credit Balance<br>8            | Debit Balance<br>9 |
|      |                          |               |                                |                    |                              |               |                                |                    |
| 1    | ICSSR Fellowship         | -             | -                              | 4,86,000           | 4,66,545                     | 19,455        |                                |                    |
|      | <b>TOTAL</b>             |               |                                | <b>4,86,000</b>    | <b>4,66,545</b>              | <b>19,455</b> |                                |                    |

(Amount in Rs.)



# AUD-ANNUAL ACCOUNT 2018-19

| AMBEDKAR UNIVERSITY DELHI   |          |                       |                       |  |
|---|----------|-----------------------|-----------------------|--|
| SCHEDULE 3(d) UNUTILISED GRANTS FROM UGC, GOVERNMENT OF INDIA AND STATE GOVERNMENTS   |          |                       |                       |  |
| (Amount in Rs.)   |          |                       |                       |  |
| Particulars   | Annexure | 2018-19               | 2017-18               |  |
| <b>A. UGC Grants : Plan</b>   |          |                       |                       |  |
| Balance B/F   |          | 19,08,201             | 18,15,513             |  |
| Add - Receipts during the Year  |          | 12,17,000             | 27,09,750             |  |
| Add - Interest Allocated (Bank Interest Received)   |          | 78,540                | 3,54,780              |  |
| <b>Total (A)</b>  |          | <b>32,03,741</b>      | <b>48,80,043</b>      |  |
| Less - Refunds  |          | -                     | -                     |  |
| Less - Utilised for Revenue Expenditure   |          | 4,24,787              | 24,02,591             |  |
| Less - Utilised for Capital Expenditure   |          | -                     | 4,97,048              |  |
| <b>Total (B)</b>  |          | <b>4,24,787</b>       | <b>28,99,639</b>      |  |
| <b>Unutilised carried forward (A-B)</b>   |          | <b>27,78,954</b>      | <b>19,80,404</b>      |  |
| <b>B. Grants from State Govt.</b>   |          |                       |                       |  |
| <b>I. Grant in Aid (Government of Delhi)</b>  |          |                       |                       |  |
| Balance B/F   |          | 36,15,10,307          | 40,46,01,567          |  |
| Adjustment  |          | -                     | 1,73,74,456           |  |
| Add - Receipts during the Year  |          | 95,00,00,000          | 56,00,00,000          |  |
| Amount of interest transferred from UDF 2016-17   |          | -                     | 1,46,18,873           |  |
| Amount of interest transferred to Grant in Aid -earned on SB 2017-18  |          | 82,03,993             | 1,00,01,043           |  |
| Amount write back of creditors and Security   |          | -                     | 26,11,715             |  |
| Ground Rent transferred from capital to GIA General relating to 2017-18 wrongly charged to capital expenditure                  |          | 8,18,46,000           | -                     |  |
| <b>Total (A)</b>  |          | <b>1,40,15,60,300</b> | <b>1,00,92,07,654</b> |  |
| Less - Refunds  |          | -                     | -                     |  |
| Less - Payment made on behalf of DHE on account of Property tax of Rohini Land from 2005-06 to 2009-10 treated as refund to DHE |          | -                     | 31,58,965             |  |
| Less - Utilised for Revenue Expenditure   |          | 55,66,72,940          | 46,18,27,863          |  |
| Less - Utilised for Capital Expenditure   |          | 13,74,30,687          | 18,27,10,519          |  |
| <b>Total (B)</b>  |          | <b>69,41,03,627</b>   | <b>64,76,97,347</b>   |  |
| <b>Unutilised carried forward (A-B)</b>   |          | <b>70,74,56,673</b>   | <b>36,15,10,307</b>   |  |
| <b>II. ECCC : (Govt of NCT of Delhi)</b>  |          |                       |                       |  |
| Balance B/F   |          | 77,64,715             | -                     |  |
| Add: Receipt during the year  |          | -                     | 1,00,00,000           |  |
| Add: Bank Interest Received   |          | 2,72,528              | 2,32,938              |  |
| <b>Total (A)</b>  |          | <b>80,37,243</b>      | <b>1,02,32,938</b>    |  |
| Less Refunds  |          | -                     | -                     |  |
| Less Utilized for Revenue Expenditure   |          | 26,79,711             | 24,68,223             |  |
| Less Utilized for Capital Expenditure   |          | -                     | -                     |  |
| <b>Total (B)</b>  |          | <b>26,79,711</b>      | <b>24,68,223</b>      |  |
| <b>Unutilised carried forward (A-B)</b>   |          | <b>53,57,532</b>      | <b>77,64,715</b>      |  |
| <b>III. Campus Development (Govt of NCT of Delhi)</b>   |          |                       |                       |  |
| Balance B/F   |          | 14,67,691             | 71,64,830             |  |
| Add: Receipt during the year  |          | -                     | -                     |  |
| Add: Bank Interest Received   |          | 3,652                 | 1,05,553              |  |
| <b>Total (A)</b>  |          | <b>14,71,344</b>      | <b>72,70,383</b>      |  |
| Less Refunds  |          | -                     | -                     |  |
| Less Utilized for Revenue Expenditure   |          | 13,52,268             | 58,02,692             |  |
| Less Utilized for Capital Expenditure   |          | -                     | -                     |  |
| <b>Total (B)</b>  |          | <b>13,52,268</b>      | <b>58,02,692</b>      |  |
| <b>Unutilised carried forward (A-B)</b>   |          | <b>1,19,076</b>       | <b>14,67,691</b>      |  |





| Particulars   | Annexure | 2018-19             | 2017-18             |
|---|----------|---------------------|---------------------|
| <b>IV. Study of New Experiment (Govt of NCT of Delhi)</b> |          |                     |                     |
| Balance B/F   |          | -                   |                     |
| Add: Receipt during the year                              |          | 10,30,000           |                     |
| Add: Bank Interest Received                               |          | -                   |                     |
| <b>Total (A)</b>  |          | <b>10,30,000</b>    | -                   |
| Less Refunds  |          |                     |                     |
| Less Utilized for Revenue Expenditure                     |          | 8,82,795            |                     |
| Less Utilized for Capital Expenditure                     |          | -                   | -                   |
| <b>Total (B)</b>  |          | <b>8,82,795</b>     | -                   |
| <b>Unutilised carried forward (A-B)</b>                   |          | <b>1,47,205</b>     | -                   |
| <b>Grand Total ( I+II+III+IV )</b>                        |          | <b>71,58,59,440</b> | <b>37,27,23,117</b> |



AMBEDKAR UNIVERSITY DELHI

Schedule 4 - Fixed Assets

| S. No.                     | Assets Head                           | Rate (%) | Gross Block                      |                           |                                  | Depreciation for the Year |                                  |                           | Net Block                |                                  |          |                       |
|----------------------------|---------------------------------------|----------|----------------------------------|---------------------------|----------------------------------|---------------------------|----------------------------------|---------------------------|--------------------------|----------------------------------|----------|-----------------------|
|                            |                                       |          | Opening Balance as on 01.04.2018 | Additions during the year | Closing Balance as on 31.03.2019 | Deductions/A adjustments  | Opening Balance as on 01.04.2018 | Depreciation for the Year | Deductions/A adjustments | Closing Balance as on 31.03.2019 | 2018-19  | 2017-18               |
| <b>(A) Tangible Assets</b> |                                       |          |                                  |                           |                                  |                           |                                  |                           |                          |                                  |          |                       |
| 1                          | Land                                  | -        | 1,42,92,33,333                   | -                         | 1,42,92,33,333                   | -                         | -                                | -                         | -                        | 1,42,92,33,333                   | -        | 1,42,92,33,333        |
| 2                          | Buildings                             | 2%       | 1,39,12,824                      | 6,50,96,766               | 7,90,09,590                      | -                         | 2,78,256                         | 15,80,192                 | 18,58,448                | 7,71,51,142                      | -        | 1,36,34,568           |
| 3                          | Electrical Installation and Equipment | 5%       | 64,75,849                        | 4,34,669                  | 69,10,518                        | -                         | 22,59,651                        | 3,45,526                  | 26,05,177                | 43,05,341                        | -        | 42,16,198             |
| 4                          | Scientific & Laboratory Equipment     | 8%       | 98,31,273                        | 2,21,120                  | 1,00,52,393                      | -                         | 22,85,412                        | 8,04,192                  | 30,89,604                | 69,62,789                        | -        | 75,45,861             |
| 5                          | Office Equipment                      |          |                                  |                           |                                  |                           |                                  |                           |                          |                                  |          |                       |
|                            | a) Photocopier/Duplicator             | 7.5%     | 14,99,341                        | -                         | 14,99,341                        | -                         | 9,45,784                         | 1,12,451                  | 10,58,235                | 4,41,106                         | -        | 5,55,557              |
|                            | b) Air Conditioner                    | 7.5%     | 1,40,59,878                      | 3,33,283                  | 1,43,93,161                      | -                         | 92,53,804                        | 10,79,487                 | 1,03,33,291              | 40,59,870                        | -        | 48,06,074             |
|                            | c) Air Cooler                         | 7.5%     | 50,377                           | -                         | 50,377                           | -                         | 18,056                           | 3,778                     | 21,834                   | 28,543                           | -        | 32,321                |
|                            | d) Water Cooler                       | 7.5%     | 12,47,064                        | 39,995                    | 12,87,059                        | -                         | 5,90,732                         | 96,529                    | 6,87,261                 | 5,99,798                         | -        | 6,56,332              |
|                            | e) Voltage Stabilizer                 | 7.5%     | 30,62,671                        | -                         | 30,62,671                        | -                         | 15,60,890                        | 2,29,701                  | 17,90,591                | 12,72,080                        | -        | 15,01,781             |
|                            | f) Office Equipment other             | 7.5%     | 1,00,65,506                      | 4,36,159                  | 1,05,01,665                      | -                         | 33,70,382                        | 7,87,626                  | 41,58,008                | 63,43,657                        | -        | 66,95,124             |
| 6                          | Audio Visual Equipment                |          |                                  |                           |                                  |                           |                                  |                           |                          |                                  |          |                       |
|                            | a) Audio Conference System            | 7.5%     | 43,56,585                        | 5,49,811                  | 49,06,396                        | -                         | 8,61,768                         | 3,67,980                  | 12,29,748                | 36,76,648                        | -        | 34,94,817             |
| 7                          | Computers & Peripherals               |          |                                  |                           |                                  |                           |                                  |                           |                          |                                  |          |                       |
|                            | a) Computers                          | 20%      | 4,26,84,183                      | 1,11,15,893               | 5,38,00,076                      | -                         | 3,23,87,683                      | 71,87,047                 | 3,95,74,730              | 1,42,25,346                      | -        | 1,02,96,500           |
|                            | b) Peripherals                        | 20%      | 2,63,403                         | 19,09,526                 | 21,72,929                        | -                         | 65,274                           | 4,38,975                  | 5,04,249                 | 16,68,680                        | -        | 1,98,129              |
| 8                          | Furniture, Fixtures & Fittings        |          |                                  |                           |                                  |                           |                                  |                           |                          |                                  |          |                       |
|                            | a) Cabinet/Almirah/Filing Rack        | 7.5%     | 1,08,08,860                      | 77,800                    | 1,08,86,660                      | -                         | 39,25,599                        | 8,16,500                  | 47,42,099                | 61,44,561                        | -        | 68,83,261             |
|                            | b) Table/Chairs/Sofa/Carpet           | 7.5%     | 3,47,30,808                      | 5,85,116                  | 3,53,15,924                      | -                         | 1,66,54,829                      | 26,48,694                 | 1,93,13,523              | 1,60,02,400                      | -        | 1,80,65,979           |
|                            | c) Wooden Partitions                  | 7.5%     | 1,57,63,278                      | 1,82,761                  | 1,59,46,039                      | -                         | 76,62,003                        | 11,95,953                 | 88,57,956                | 70,88,063                        | -        | 81,01,275             |
|                            | d) Other Furniture                    | 7.5%     | 40,92,846                        | 12,18,117                 | 53,10,963                        | -                         | 12,59,321                        | 3,98,322                  | 16,57,643                | 36,53,320                        | -        | 28,33,595             |
| 9                          | Library Books & Scientific Journals   |          |                                  |                           |                                  |                           |                                  |                           |                          |                                  |          |                       |
|                            | a) books                              | 10%      | 10,42,66,364                     | 1,21,77,938               | 11,64,44,302                     | -                         | 3,75,15,041                      | 1,17,98,451               | 4,93,13,492              | 6,71,30,810                      | -        | 6,67,51,323           |
|                            | Other Assets                          | 7.5%     | 4,20,431                         | -                         | 4,20,431                         | -                         | 35,132                           | 31,532                    | 66,664                   | 3,53,767                         | -        | 3,85,299              |
| <b>Total (A)</b>           |                                       |          | <b>1,70,88,24,874</b>            | <b>9,43,78,954</b>        | <b>1,80,12,03,828</b>            | <b>-</b>                  | <b>12,09,39,617</b>              | <b>2,99,22,936</b>        | <b>15,08,62,553</b>      | <b>1,65,03,41,274</b>            | <b>-</b> | <b>1,58,58,85,257</b> |
| 11                         | (B) Capital Work in Progress          | -        | 10,38,94,508                     | 22,85,412                 | 8,18,46,090                      | -                         | 2,43,33,920                      | -                         | -                        | 2,43,33,920                      | -        | 10,38,94,508          |





**AMBEDKAR UNIVERSITY DELHI**

| S. No.                        | Assets Head       | Rate (%) | Gross Block                      |                           |                          | Depreciation for the Year        |                                  |                           | Net Block                |                                  |                       |
|-------------------------------|-------------------|----------|----------------------------------|---------------------------|--------------------------|----------------------------------|----------------------------------|---------------------------|--------------------------|----------------------------------|-----------------------|
|                               |                   |          | Opening Balance as on 01.04.2018 | Additions during the year | Deductions/A adjustments | Closing Balance as on 31.03.2019 | Opening Balance as on 01.04.2018 | Depreciation for the Year | Deductions/A adjustments | Closing Balance as on 31.03.2019 | 2018-19               |
| <b>(C) Intangible Assets:</b> |                   |          |                                  |                           |                          |                                  |                                  |                           |                          |                                  |                       |
| 12                            | Computer Software | 40%      | 1,50,23,388                      | 8,41,304                  | -                        | 1,58,64,692                      | 1,27,30,449                      | 22,52,069                 | 1,50,42,518              | 8,22,174                         | 22,32,939             |
| 13                            | E-Journals        | 40%      | 2,59,88,222                      | 4,12,82,135               | -                        | 6,72,70,357                      | 1,69,73,356                      | 2,36,19,109               | 4,05,92,465              | 2,66,77,892                      | 90,14,866             |
|                               | <b>Total (C)</b>  |          | <b>4,10,11,610</b>               | <b>4,21,23,439</b>        | <b>-</b>                 | <b>8,31,35,049</b>               | <b>2,97,03,805</b>               | <b>2,58,71,178</b>        | <b>5,56,34,983</b>       | <b>2,75,00,066</b>               | <b>1,12,47,805</b>    |
| <b>Grand Total (A+B+C)</b>    |                   |          | <b>1,85,17,30,992</b>            | <b>13,87,87,805</b>       | <b>8,18,46,000</b>       | <b>1,90,86,72,797</b>            | <b>15,07,03,422</b>              | <b>5,57,94,114</b>        | <b>20,84,97,536</b>      | <b>1,70,21,75,260</b>            | <b>1,70,10,27,570</b> |



| AMBEDKAR UNIVERSITY DELHI                       |                                   |          |                                  |                           |                          |                                  |                                  |                           |                          |                                  |                  |                    |
|---|-----------------------------------|----------|----------------------------------|---------------------------|--------------------------|----------------------------------|----------------------------------|---------------------------|--------------------------|----------------------------------|------------------|--------------------|
| Schedule 4A - University Grant Commission (UGC) |                                   |          |                                  |                           |                          |                                  |                                  |                           |                          |                                  |                  |                    |
| S. No.  | Assets Head                       | Rate (%) | Gross Block                      |                           |                          | Depreciation for the Year        |                                  |                           | Net Block                |                                  |                  |                    |
|   |                                   |          | Opening Balance as on 01.04.2018 | Additions during the year | Deductions/A adjustments | Closing Balance as on 31.03.2019 | Opening Balance as on 01.04.2018 | Depreciation for the Year | Deductions/A adjustments | Closing Balance as on 31.03.2019 | 2018-19          | 2017-18            |
| <b>Tangible Assets:</b>                         |                                   |          |                                  |                           |                          |                                  |                                  |                           |                          |                                  |                  |                    |
| 1   | Scientific & Laboratory Equipment | 8%       | 35,53,396                        |                           |                          | 35,53,396                        | 11,37,084                        | 2,84,272                  |                          | 14,21,356                        | 21,32,040        | 24,16,312          |
| 2   | Office Equipment                  |          |                                  |                           |                          |                                  |                                  |                           |                          |                                  |                  |                    |
| a)  | Office Equipment Other            | 7.5%     | 26,57,821                        |                           |                          | 26,57,821                        | 5,65,592                         | 1,99,337                  |                          | 7,64,929                         | 18,92,892        | 20,92,229          |
| b)  | Voltage & Stabilisers             | 7.5%     | 1,75,301                         |                           |                          | 1,75,301                         | 26,296                           | 13,148                    |                          | 39,444                           | 1,35,857         | 1,49,005           |
| 3   | Audio Visual Equipment            |          |                                  |                           |                          |                                  |                                  |                           |                          |                                  |                  |                    |
| a)  | Audio Conference System           | 7.5%     | 3,26,250                         |                           |                          | 3,26,250                         | 48,938                           | 24,469                    |                          | 73,407                           | 2,52,843         | 2,77,312           |
| 4   | Furniture, Fixtures & Fittings    |          |                                  |                           |                          |                                  |                                  |                           |                          |                                  |                  |                    |
| a)  | Table/Chairs/sofa/carpet          | 7.5%     | 6,91,106                         |                           |                          | 6,91,106                         | 3,08,106                         | 51,833                    |                          | 3,59,939                         | 3,31,167         | 3,83,000           |
| 5   | Lib. Books & Scientific Journals  |          |                                  |                           |                          |                                  |                                  |                           |                          |                                  |                  |                    |
| a)  | Books                             | 10%      | 25,07,192                        |                           |                          | 25,07,192                        | 9,40,195                         | 5,64,118                  |                          | 15,04,313                        | 10,02,879        | 15,66,997          |
| 6   | Computers & Peripherals           |          |                                  |                           |                          |                                  |                                  |                           |                          |                                  |                  |                    |
| a)  | Computers                         | 20%      | 1,32,04,861                      |                           |                          | 1,32,04,861                      | 99,14,264                        | 25,32,403                 |                          | 1,24,46,667                      | 7,58,194         | 32,90,597          |
|   | <b>Total (A)</b>                  |          | <b>2,31,15,927</b>               |                           |                          | <b>2,31,15,927</b>               | <b>1,29,40,475</b>               | <b>36,69,580</b>          |                          | <b>1,66,10,055</b>               | <b>65,05,872</b> | <b>1,01,75,452</b> |
| <b>Intangible Assets:</b>                       |                                   |          |                                  |                           |                          |                                  |                                  |                           |                          |                                  |                  |                    |
| 1   | Computer Software                 | 40%      | 97,22,327                        |                           |                          | 97,22,327                        | 84,55,593                        | 12,66,734                 |                          | 97,22,327                        |                  | 12,66,734          |
| 2   | E-Journals                        | 40%      | 4,20,686                         |                           |                          | 4,20,686                         | 3,36,548                         | 84,136                    |                          | 4,20,686                         |                  | 84,136             |
|   | <b>Total (B)</b>                  |          | <b>1,01,43,013</b>               |                           |                          | <b>1,01,43,013</b>               | <b>87,92,141</b>                 | <b>13,50,872</b>          |                          | <b>1,01,43,013</b>               |                  | <b>13,50,872</b>   |
|   | <b>Total (A + B)</b>              |          | <b>3,32,58,940</b>               |                           |                          | <b>3,32,58,940</b>               | <b>2,17,32,616</b>               | <b>50,20,452</b>          |                          | <b>2,67,53,068</b>               | <b>65,05,872</b> | <b>1,15,26,324</b> |






| Schedule 4B - Kashmir Gate Campus |                                       | (Amount in Rs.) |                                  |                           |                          |                                  |                                  |                           |                          |                                  |           |                       |                       |
|-----------------------------------|---------------------------------------|-----------------|----------------------------------|---------------------------|--------------------------|----------------------------------|----------------------------------|---------------------------|--------------------------|----------------------------------|-----------|-----------------------|-----------------------|
| S. No.                            | Assets Head                           | Rate (%)        | Gross Block                      |                           |                          |                                  | Depreciation for the Year        |                           |                          |                                  | Net Block |                       |                       |
|                                   |                                       |                 | Opening Balance as on 01.04.2018 | Additions during the year | Deductions/A adjustments | Closing Balance as on 31.03.2019 | Opening Balance as on 01.04.2018 | Depreciation for the Year | Deductions/A adjustments | Closing Balance as on 31.03.2019 | 2018-19   | 2017-18               |                       |
| <b>Tangible Assets:</b>           |                                       |                 |                                  |                           |                          |                                  |                                  |                           |                          |                                  |           |                       |                       |
| 1                                 | Land                                  | 0%              | 1,42,92,33,333                   | -                         | -                        | 1,42,92,33,333                   | -                                | -                         | -                        | -                                | -         | 1,42,92,33,333        | 1,42,92,33,333        |
| 2                                 | Buildings                             | 2%              | 1,39,12,824                      | 6,50,96,766               | -                        | 7,90,09,590                      | 2,78,256                         | 15,80,192                 | -                        | 18,58,448                        | -         | 7,71,51,142           | 1,36,34,568           |
| 3                                 | Electrical Installation and Equipment | 5%              | 63,75,470                        | 4,34,669                  | -                        | 68,10,139                        | 22,54,222                        | 3,40,507                  | -                        | 25,94,729                        | -         | 42,15,410             | 41,21,248             |
| 4                                 | Scientific & Laboratory Equipment     | 8%              | 62,77,877                        | 2,21,120                  | -                        | 64,98,997                        | 11,48,328                        | 5,19,920                  | -                        | 16,68,248                        | -         | 48,30,749             | 51,29,549             |
| 5                                 | Office Equipment                      |                 |                                  |                           |                          |                                  |                                  |                           |                          |                                  |           |                       |                       |
| a)                                | Photocopier/Duplicator                | 7.5%            | 14,99,341                        | -                         | -                        | 14,99,341                        | 9,45,784                         | 1,12,451                  | -                        | 10,58,235                        | -         | 4,41,106              | 5,53,557              |
| b)                                | Air Conditioner                       | 7.5%            | 1,40,59,878                      | 3,33,283                  | -                        | 1,43,93,161                      | 92,53,804                        | 10,79,487                 | -                        | 1,03,33,291                      | -         | 40,59,870             | 48,06,074             |
| c)                                | Air Cooler                            | 7.5%            | 50,377                           | -                         | -                        | 50,377                           | 18,056                           | 3,778                     | -                        | 21,834                           | -         | 28,543                | 32,321                |
| d)                                | Water Cooler                          | 7.5%            | 12,17,284                        | 39,995                    | -                        | 12,57,279                        | 5,88,497                         | 94,294                    | -                        | 6,82,791                         | -         | 5,74,468              | 6,28,767              |
| e)                                | Voltage Stabilizer                    | 7.5%            | 27,90,770                        | -                         | -                        | 27,90,770                        | 15,20,104                        | 2,09,308                  | -                        | 17,29,412                        | -         | 10,61,358             | 12,70,666             |
| f)                                | Office Equipment other                | 7.5%            | 73,20,555                        | 4,36,159                  | -                        | 77,56,714                        | 27,92,584                        | 5,81,754                  | -                        | 33,74,338                        | -         | 43,82,376             | 45,27,971             |
| 6                                 | Audio Visual Equipment                |                 |                                  |                           |                          |                                  |                                  |                           |                          |                                  |           |                       |                       |
| a)                                | Audio Conference System               | 7.5%            | 36,95,867                        | 5,49,811                  | -                        | 42,45,678                        | 7,78,250                         | 3,18,276                  | -                        | 10,96,526                        | -         | 31,47,152             | 29,15,617             |
| 7                                 | Computers & Peripherals               |                 |                                  |                           |                          |                                  |                                  |                           |                          |                                  |           |                       |                       |
| a)                                | Computers                             | 20%             | 2,92,77,249                      | 1,11,15,893               | -                        | 4,03,93,142                      | 2,23,62,899                      | 46,14,229                 | -                        | 2,69,77,128                      | -         | 1,34,16,014           | 69,14,350             |
| b)                                | Peripherals                           | 20%             | 2,63,403                         | 19,09,526                 | -                        | 21,72,929                        | 63,274                           | 4,38,975                  | -                        | 5,04,249                         | -         | 16,68,680             | 1,98,129              |
| 8                                 | Furniture, Fixtures & Fittings        |                 |                                  |                           |                          |                                  |                                  |                           |                          |                                  |           |                       |                       |
| a)                                | Cabinet/Almirah/Filing Rack           | 7.5%            | 1,08,08,860                      | 77,800                    | -                        | 1,08,86,660                      | 19,25,599                        | 8,16,580                  | -                        | 47,42,099                        | -         | 61,44,561             | 66,83,261             |
| b)                                | Table/Chairs/Seal/Carpet              | 7.5%            | 3,40,39,702                      | 5,85,116                  | -                        | 3,46,24,818                      | 1,63,56,723                      | 25,96,861                 | -                        | 1,89,53,584                      | -         | 1,56,71,233           | 1,76,82,979           |
| c)                                | Wooden Partitions                     | 7.5%            | 1,57,63,278                      | 1,82,761                  | -                        | 1,59,46,039                      | 76,62,003                        | 11,95,933                 | -                        | 88,57,936                        | -         | 70,88,083             | 81,01,275             |
| d)                                | Other Furniture                       | 7.5%            | 38,91,391                        | 12,18,117                 | -                        | 51,09,508                        | 12,44,212                        | 3,83,213                  | -                        | 16,27,425                        | -         | 34,82,083             | 26,47,179             |
| 9                                 | Library Books & Scientific Journals   |                 |                                  |                           |                          |                                  |                                  |                           |                          |                                  |           |                       |                       |
| a)                                | Books                                 | 10%             | 10,17,55,246                     | 1,21,73,088               | -                        | 11,39,28,334                     | 3,65,74,453                      | 1,12,32,485               | -                        | 4,78,06,938                      | -         | 6,61,21,396           | 6,51,80,793           |
|                                   | <b>Total (A)</b>                      |                 | <b>1,68,22,30,685</b>            | <b>9,43,74,104</b>        | <b>-</b>                 | <b>1,77,66,04,789</b>            | <b>10,77,69,048</b>              | <b>2,61,18,183</b>        | <b>-</b>                 | <b>13,38,87,231</b>              | <b>-</b>  | <b>1,64,27,17,557</b> | <b>1,57,44,61,637</b> |
| <b>Capital Work In Progress:</b>  |                                       |                 |                                  |                           |                          |                                  |                                  |                           |                          |                                  |           |                       |                       |
| 1                                 | Dhseerpur Campus                      | -               | 9,13,15,598                      | 9,33,144                  | 8,18,46,000              | 1,04,02,742                      | -                                | -                         | -                        | -                                | -         | 1,04,02,742           | 9,13,15,598           |
| 2                                 | Rohini Campus                         | -               | 1,25,45,574                      | -                         | -                        | 1,25,45,574                      | -                                | -                         | -                        | -                                | -         | 1,25,45,574           | 1,25,45,574           |
| 3                                 | Madrasa Road                          | -               | 33,336                           | -                         | -                        | 33,336                           | -                                | -                         | -                        | -                                | -         | 33,336                | 33,336                |
|                                   | <b>Total (B)</b>                      |                 | <b>10,38,94,508</b>              | <b>9,33,144</b>           | <b>8,18,46,000</b>       | <b>2,29,81,652</b>               | <b>-</b>                         | <b>-</b>                  | <b>-</b>                 | <b>-</b>                         | <b>-</b>  | <b>2,29,81,652</b>    | <b>10,38,94,508</b>   |



| S. No.                    | Assets Head       | Rate (%) | Gross Block                      |                           |                          | Depreciation for the Year        |                                  |                           | Net Block                |                                  |                |
|---------------------------|-------------------|----------|----------------------------------|---------------------------|--------------------------|----------------------------------|----------------------------------|---------------------------|--------------------------|----------------------------------|----------------|
|                           |                   |          | Opening Balance as on 01.04.2018 | Additions during the year | Deductions/A adjustments | Closing Balance as on 31.03.2019 | Opening Balance as on 01.04.2018 | Depreciation for the Year | Deductions/A adjustments | Closing Balance as on 31.03.2019 | 2018-19        |
| <b>Intangible Assets:</b> |                   |          |                                  |                           |                          |                                  |                                  |                           |                          |                                  |                |
| 1                         | Computer Software | 40%      | 53,01,061                        | 8,41,304                  | -                        | 61,42,365                        | 43,34,856                        | 9,85,335                  | 53,20,191                | 8,22,174                         | 9,66,205       |
| 2                         | E-Journals        | 40%      | 2,55,67,536                      | 4,12,82,135               | -                        | 6,68,49,671                      | 1,66,36,808                      | 2,35,34,971               | 4,01,71,779              | 2,66,77,892                      | 89,30,728      |
|                           | TOTAL (C)         |          | 3,08,68,597                      | 4,21,23,439               | -                        | 7,29,92,036                      | 2,09,71,664                      | 2,45,20,306               | 4,54,91,970              | 2,75,00,066                      | 98,96,933      |
|                           | Total (A + B + C) |          | 1,81,69,93,790                   | 13,74,30,687              | 8,18,46,000              | 1,87,25,78,477                   | 12,87,40,712                     | 5,06,38,489               | 17,93,79,201             | 1,69,31,99,275                   | 1,68,82,53,078 |








| Schedule 4C - Karampura Campus |                                     |          |                                  |                           |                          |                                  |                                  |                           |                          |                                  |                  | (Amount in Rs.)  |  |
|--------------------------------|-------------------------------------|----------|----------------------------------|---------------------------|--------------------------|----------------------------------|----------------------------------|---------------------------|--------------------------|----------------------------------|------------------|------------------|--|
| S. No.                         | Assets Head                         | Rate (%) | Gross Block                      |                           |                          | Depreciation for the Year        |                                  |                           | Net Block                |                                  |                  |                  |  |
|                                |                                     |          | Opening Balance as on 01.04.2018 | Additions during the year | Deductions/A adjustments | Closing Balance as on 31.03.2019 | Opening Balance as on 01.04.2018 | Depreciation for the Year | Deductions/A adjustments | Closing Balance as on 31.03.2019 | 2018-19          | 2017-18          |  |
| 1                              | Electrical Installation & Equipment | 5%       | 1,00,379                         | -                         | -                        | 1,00,379                         | 5,129                            | -                         | -                        | 10,448                           | 89,931           | 94,950           |  |
| 2                              | Plant & Machinery                   |          |                                  |                           |                          |                                  |                                  |                           |                          |                                  |                  |                  |  |
| 3                              | Office Equipment                    |          |                                  |                           |                          |                                  |                                  |                           |                          |                                  |                  |                  |  |
|                                | a) Water Cooler                     | 7.5%     | 29,800                           | -                         | -                        | 29,800                           | 2,235                            | -                         | -                        | 4,470                            | 25,330           | 27,565           |  |
|                                | b) Voltage Stabilizer               | 7.5%     | 96,600                           | -                         | -                        | 96,600                           | 14,490                           | -                         | -                        | 21,735                           | 74,865           | 82,110           |  |
|                                | (c) Office Equipment Other          | 7.5%     | 87,130                           | -                         | -                        | 87,130                           | 12,206                           | -                         | -                        | 18,741                           | 68,389           | 74,924           |  |
| 4                              | Audio Visual Equipment              |          |                                  |                           |                          |                                  |                                  |                           |                          |                                  |                  |                  |  |
|                                | a) Audio Conference System          | 7.5%     | 3,36,468                         | -                         | -                        | 3,36,468                         | 34,580                           | -                         | -                        | 59,815                           | 2,76,653         | 3,01,888         |  |
| 5                              | Computers & Peripherals             |          |                                  |                           |                          |                                  |                                  |                           |                          |                                  |                  |                  |  |
|                                | a) Computers                        | 20%      | 31,123                           | -                         | -                        | 31,123                           | 7,950                            | -                         | -                        | 14,175                           | 16,948           | 23,173           |  |
| 6                              | Furniture, Fixtures & Filings       | 7.5%     | 2,01,455                         | -                         | -                        | 2,01,455                         | 15,109                           | -                         | -                        | 30,218                           | 1,71,237         | 1,86,346         |  |
| 7                              | Lib Books & Scientific Journals     |          |                                  |                           |                          |                                  |                                  |                           |                          |                                  |                  |                  |  |
|                                | a) Books                            | 10%      | 1,660                            | -                         | -                        | 1,660                            | 166                              | -                         | -                        | 332                              | 1,328            | 1,494            |  |
| 8                              | Small Value Assets                  |          |                                  |                           |                          |                                  |                                  |                           |                          |                                  |                  |                  |  |
|                                | a) Other Assets                     | 7.5%     | 4,20,431                         | -                         | -                        | 4,20,431                         | 35,132                           | -                         | -                        | 66,664                           | 3,53,767         | 3,85,299         |  |
|                                | <b>Total (A)</b>                    |          | <b>13,05,046</b>                 | <b>-</b>                  | <b>-</b>                 | <b>13,05,046</b>                 | <b>1,27,297</b>                  | <b>-</b>                  | <b>-</b>                 | <b>2,26,598</b>                  | <b>10,78,448</b> | <b>11,77,749</b> |  |



**AUD-ANNUAL ACCOUNT 2018-19**

(Amount in Rs.)

| S. No.                              | Assets Head             | Rate (%) | Gross Block                      |                           |                          | Depreciation for the Year        |                                  |                           | Net Block                |                                  |                       |                       |
|-------------------------------------|-------------------------|----------|----------------------------------|---------------------------|--------------------------|----------------------------------|----------------------------------|---------------------------|--------------------------|----------------------------------|-----------------------|-----------------------|
|                                     |                         |          | Opening Balance as on 01.04.2018 | Additions during the year | Deductions/A adjustments | Closing Balance as on 31.03.2019 | Opening Balance as on 01.04.2018 | Depreciation for the Year | Deductions/A adjustments | Closing Balance as on 31.03.2019 | 2018-19               | 2017-18               |
| <b>Tangible Assets:</b>             |                         |          |                                  |                           |                          |                                  |                                  |                           |                          |                                  |                       |                       |
| 1                                   | Computers & Peripherals | 20%      | 1,70,950                         | -                         | -                        | 1,70,950                         | 1,02,570                         | 34,190                    | -                        | 1,36,760                         | 34,190                | 68,380                |
| 2                                   | Books                   | 10%      | 2,266                            | 4,850                     | -                        | 7,116                            | 227                              | 1,682                     | -                        | 1,909                            | 5,207                 | 2,039                 |
|                                     | <b>Total (A)</b>        |          | <b>1,73,216</b>                  | <b>4,850</b>              | <b>-</b>                 | <b>1,78,066</b>                  | <b>1,02,797</b>                  | <b>35,872</b>             | <b>-</b>                 | <b>1,38,669</b>                  | <b>39,397</b>         | <b>70,419</b>         |
| <b>Capital Work In Progress (B)</b> |                         |          |                                  |                           |                          |                                  |                                  |                           |                          |                                  |                       |                       |
| 1                                   | Dheerpur Campus         | -        | -                                | 13,52,268                 | -                        | 13,52,268                        | -                                | -                         | -                        | -                                | 13,52,268             | -                     |
|                                     | <b>Total (A+B)</b>      |          | <b>1,73,216</b>                  | <b>13,57,118</b>          | <b>-</b>                 | <b>15,30,334</b>                 | <b>1,02,797</b>                  | <b>35,872</b>             | <b>-</b>                 | <b>1,38,669</b>                  | <b>13,91,665</b>      | <b>70,419</b>         |
| <b>GRAND TOTAL</b>                  |                         |          | <b>1,85,17,30,992</b>            | <b>13,87,87,805</b>       | <b>8,18,46,000</b>       | <b>1,90,86,72,797</b>            | <b>15,07,03,422</b>              | <b>5,57,94,114</b>        | <b>-</b>                 | <b>20,64,97,536</b>              | <b>1,70,21,75,260</b> | <b>1,70,10,27,570</b> |





| AMBEDKAR UNIVERSITY DELHI                |                                   |          |                                  |                           |                         |                                  |                         |                           |                           |                                  |         |           |   |           |
|--|-----------------------------------|----------|----------------------------------|---------------------------|-------------------------|----------------------------------|-------------------------|---------------------------|---------------------------|----------------------------------|---------|-----------|---|-----------|
| Assets in Projects (For Disclosure Only) |                                   |          |                                  |                           |                         |                                  |                         |                           |                           | (Amount in Rs.)                  |         |           |   |           |
| S. No.                                   | Assets Head                       | Rate (%) | Opening Balance as on 01.04.2018 |                           |                         | Gross Block                      |                         |                           | Depreciation for the Year |                                  |         | Net Block |   |           |
|  |                                   |          | Opening Balance as on 01.04.2018 | Additions during the year | Deductions/Ad justments | Closing Balance as on 31.03.2019 | Deductions/Ad justments | Depreciation for the Year | Deductions/Ad justments   | Closing Balance as on 31.03.2019 | 2018-19 | 2017-18   |   |           |
| CECED                                    |                                   |          |                                  |                           |                         |                                  |                         |                           |                           |                                  |         |           |   |           |
| 1  | Computers                         |          | 1,19,124                         | -                         | -                       | 1,19,124                         | -                       | -                         | -                         | -                                | -       | 1,19,124  | - | 1,19,124  |
| 2  | Equipment                         |          | 42,450                           | -                         | -                       | 42,450                           | -                       | -                         | -                         | -                                | -       | 42,450    | - | 42,450    |
| 3  | Furniture                         |          | 35,900                           | -                         | -                       | 35,900                           | -                       | -                         | -                         | -                                | -       | 35,900    | - | 35,900    |
|  | Total (A)                         |          | 1,97,474                         | -                         | -                       | 1,97,474                         | -                       | -                         | -                         | -                                | -       | 1,97,474  | - | 1,97,474  |
|  | Other Projects                    |          |                                  |                           |                         |                                  |                         |                           |                           |                                  |         |           |   |           |
| 1  | Computers & Peripherals           |          | 8,55,071                         | -                         | -                       | 8,55,071                         | -                       | -                         | -                         | -                                | -       | 8,55,071  | - | 8,55,071  |
| 2  | Office Equipment (Other Projects) |          | 18,49,724                        | -                         | -                       | 18,49,724                        | -                       | -                         | -                         | -                                | -       | 18,49,724 | - | 18,49,724 |
|  | Total (B)                         |          | 27,04,795                        | -                         | -                       | 27,04,795                        | -                       | -                         | -                         | -                                | -       | 27,04,795 | - | 27,04,795 |
|  | Grand Total (A+B)                 |          | 29,02,269                        | -                         | -                       | 29,02,269                        | -                       | -                         | -                         | -                                | -       | 29,02,269 | - | 29,02,269 |



**AMBEDKAR UNIVERSITY DELHI**

**Schedule - 5 INVESTMENTS FROM EARMARKED / ENDOWMENT FUNDS**

(Amount in Rs.)

| Particulars                         | Annexure | 2018-19             | 2017-18             |
|-------------------------------------|----------|---------------------|---------------------|
| 1. In Central Government Securities |          | -                   | -                   |
| 2. In State Government Securities   |          | -                   | -                   |
| 3. Other Approved Securities        |          | -                   | -                   |
| 4. Shares ( AUD Centre for IIE)     |          | 1,00,000            | 1,00,000            |
| 5. Debentures and Bonds             |          | -                   | -                   |
| 6. Term Deposits with Banks         |          | -                   | -                   |
| 7. Others                           |          | -                   | -                   |
| - Corpus                            |          | -                   | -                   |
| - Non-Corpus                        | 7        | 18,75,34,195        | 18,75,34,195        |
| <b>Total</b>                        |          | <b>18,76,34,195</b> | <b>18,76,34,195</b> |

**Schedule - 6 INVESTMENTS - OTHERS**

(Amount in Rs.)

| Particulars                       | Annexure | 2018-19  | 2017-18  |
|-----------------------------------|----------|----------|----------|
| 1. In Central Securities          |          | -        | -        |
| 2. In State Government Securities |          | -        | -        |
| 3. Other Approved Securities      |          | -        | -        |
| 4. Shares                         |          | -        | -        |
| 5. Debentures & Bonds             |          | -        | -        |
| 6. Others                         |          | -        | -        |
| <b>Total</b>                      |          | <b>-</b> | <b>-</b> |





## AMBEDKAR UNIVERSITY DELHI

### SCHEDULE 7- CURRENT ASSETS

(Amount in Rs.)

| Particulars                     | Annexure | 2018-19             | 2017-18             |
|---------------------------------|----------|---------------------|---------------------|
| <b>1. Stock</b>                 |          |                     |                     |
| - Stationery                    |          | 17,15,473           | 22,10,286           |
| <b>2. Cash and Bank Balance</b> |          |                     |                     |
| - Cash & Imprest:               |          |                     |                     |
| (a) Cash in hand                |          | -                   | -                   |
| (b) Imprest                     | 8        | 2,63,600            | 2,62,274            |
| - Bank Balance:                 |          |                     |                     |
| a) With scheduled banks         |          |                     |                     |
| - In Current Account            |          | -                   | -                   |
| - In Term Deposit Account       |          | -                   | -                   |
| - In Savings Account            | 9        | 85,52,54,818        | 49,69,57,966        |
| b) With non-scheduled banks     |          |                     |                     |
| - In Term Deposit Account       |          | -                   | -                   |
| - In Savings Account            |          | -                   | -                   |
| <b>Total</b>                    |          | <b>85,72,33,891</b> | <b>49,94,30,526</b> |



# AUD-ANNUAL ACCOUNT 2018-19

| <b>AMBEDKAR UNIVERSITY DELHI</b>  |                   |                     |                     |
|---|-------------------|---------------------|---------------------|
| <b>SCHEDULE 8 - LOANS, ADVANCES &amp; DEPOSITS</b>  |                   |                     | (Amount in Rs.)     |
| Particulars   | Sub -<br>Schedule | 2018-19             | 2017-18             |
| <b>1. Advance to Employees : ( Non - Interest Bearing )</b>                                     |                   |                     |                     |
| <b>GIA</b>  |                   |                     |                     |
| - Advance to Staff  | 8.1               | 17,26,382           | 11,82,968           |
| - Seed Money Advance  | 8.2               | 1,25,095            | 7,45,000            |
| - LTC Advance   | 8.3               | 2,28,019            | 2,36,942            |
| - Advance to Staff (Karampura Campus)   | 8.4               | -                   | 8,17,171            |
| <b>Fees Accounts</b>  | <b>8.5</b>        | <b>19,44,090</b>    | <b>10,57,292</b>    |
| <b>Projects Accounts</b>  |                   |                     |                     |
| - From CECED  | 8.6               | 8,48,997            | 10,25,100           |
| - From JFI  | 8.7               | 1,70,000            | -                   |
| - From Projects Other than CECED  | 8.8               | 3,61,800            | 2,15,000            |
| - From Ford Foundation  | 8.9               | 67,000              | 90,000              |
| - From Design Innovation Centre   | 8.10              | -                   | 40,000              |
| - From ECCC (Delhi Project)   | 8.11              | 63,000              | 80,000              |
| - From UGC  | 8.12              | 1,11,332            | 71,582              |
| <b>Advance to Student ( From UDF )</b>  | <b>8.13</b>       | <b>2,18,100</b>     | <b>-</b>            |
| <b>2. Advances and other amounts recoverable in cash or in kind or for value to be received</b> |                   |                     |                     |
| <b>a) On Capital Account</b>  |                   |                     |                     |
| <b>b) To Suppliers</b>  |                   |                     |                     |
| <b>Projects</b>   |                   |                     |                     |
| - CECED   | 8.14              | 64,67,923           | 33,35,960           |
| - Campus Development (State Government)   | 8.15              | -                   | 13,52,268           |
| - Other than CECED  | 8.16              | -                   | 1,00,000            |
| <b>GIA</b>  |                   |                     |                     |
| - Advance to Suppliers  | 8.17              | 19,45,142           | 37,60,810           |
| - Amount Recoverable from Staff   | 8.18              | 52,486              | 1,11,192            |
| - Amount Recoverable from Vendor  | 8.19              | 37,410              | 37,410              |
| - Amount Recoverable from Vendor (Karampura Campus)   | 8.20              | 30,400              | 3,72,400            |
| <b>FEE</b>  | <b>8.21</b>       | <b>-</b>            | <b>70,000</b>       |
| <b>c) Others</b>  |                   |                     |                     |
| - Advances to PWD   | 8A                | 32,78,63,570        | 31,79,30,656        |
| - TDS Recoverable   |                   | 1,594               | 37,645              |
| - Fee Receivable  |                   | -                   | 7,000               |
| <b>3. Deposits</b>  |                   |                     |                     |
| <b>a) Telephone</b>   |                   |                     |                     |
| - Telephone Security (Karampura Campus)   |                   | 14,000              | 14,000              |
| - Telephone Connection Deposits (Karampura Campus)  |                   | 2,500               | 2,500               |
| <b>b) Electricity</b>   |                   |                     |                     |
| - Campus Development  |                   | 24,750              | 24,750              |
| <b>c) Others</b>  |                   |                     |                     |
| - Hiring of Flat (Security for Karampura Campus)  |                   | 1,56,000            | 1,56,000            |
| <b>4. Income Accrued</b>  |                   |                     |                     |
| <b>a) On Investments from Earmarked/ Endowment Funds</b>  |                   |                     |                     |
| - Accrued Interest on UDF   |                   | 28,87,371           | 28,87,371           |
| <b>5. Other- Current assets receivable from UGC/sponsored projects</b>                          |                   |                     |                     |
| a) Debit balances in Sponsored Projects   | Sch - 3A          | -                   | 13,85,836           |
| b) Debit balances in Sponsored Fellowships & Scholarships                                       |                   | -                   | -                   |
| <b>Total</b>  |                   | <b>34,53,46,961</b> | <b>33,71,46,853</b> |





## AMBEDKAR UNIVERSITY DELHI

### Sub Schedule-8.1

### Advance to Staff from GIA

(Amount in Rs.)

| S.NO | Particulars              | 2018-19  | 2017-18  |
|------|--------------------------|----------|----------|
| 1    | Abhidha Seth             | -        | 25,000   |
| 2    | Abhishek Agrawal         | -        | 12,000   |
| 3    | Anita Cherian            | 60,860   | -        |
| 4    | Anita Elizabeth Cherian  | 1,62,821 | -        |
| 5    | Anup Koleiri             | 9,000    | -        |
| 6    | Ashish Roy               | -        | 2,40,000 |
| 7    | Awdhesh Tripathi         | 25,000   | -        |
| 8    | Balchand Prajapati       | 15,000   | -        |
| 9    | Benil Biswas             | 8,172    | -        |
| 10   | Bidhan Chana Dash        | -        | 2,650    |
| 11   | Budhaditya Das           | 12,383   | -        |
| 12   | Daya Chand               | -        | 68,200   |
| 13   | Dean (Academic Services) | -        | 22,750   |
| 14   | Debal C. Kar             | 56,745   | 69,418   |
| 15   | Deepan Sivaraman         | -        | 44,950   |
| 16   | Denys P Leighton         | -        | 4,000    |
| 17   | Dharmender Kumar         | 2,880    | -        |
| 18   | Dhiraj Kumar Nite        | 1,33,080 | -        |
| 19   | Santosh Kumar Singh      | 30,000   | 30,000   |
| 20   | Honey Oberoi Vahali      | -        | 1,62,000 |
| 21   | Ivy Dhar                 | 44,335   | -        |
| 22   | Jagdish Kumar Tyagi      | 25,000   | -        |
| 23   | Kopal                    | 25,000   | -        |
| 24   | Kranti Kumar             | 2,000    | -        |
| 25   | Kunwar Gourav Singh      | 8,000    | -        |
| 26   | K Valentina              | 6,500    | -        |
| 27   | Moggallan Bharti         | 1,41,095 | 98,000   |
| 28   | Monal Dawle              | -        | 58,000   |
| 29   | Monimalika Day           | -        | 10,000   |
| 30   | Monishita Hajra Pande    | 25,000   | -        |
| 31   | Mrityunjay Tripathi      | 46,000   | -        |
| 32   | Ngoru Nixon              | 1,00,000 | -        |
| 33   | Nikhil Singh Charak      | 4,000    | -        |
| 34   | N T Dihung               | -        | 25,000   |
| 35   | Oinam Hemlata Devi       | 10,000   | -        |
| 36   | Praveen Singh            | -        | 7,000    |
| 37   | Preeti Sampat            | 12,400   | -        |
| 38   | Rachna Mehra             | 20,000   | -        |
| 39   | Radha Chakravarthy       | -        | 7,000    |
| 40   | Rohit Negi               | 1,55,000 | 32,000   |
| 41   | Sandeep R Singh          | 20,000   | -        |
| 42   | Sanjay Sharma            | -        | 15,000   |
| 43   | Sarnika Sarkar           | 1,66,250 | -        |



## AUD-ANNUAL ACCOUNT 2018-19

|    |                     |                  |                  |
|----|---------------------|------------------|------------------|
| 44 | Sayandeb Chowdhury  | 1                | -                |
| 45 | Shefalee Jain       | 32,000           | -                |
| 46 | Shelmi Sankhil      | 10,000           | -                |
| 47 | Smita Tewari Jassal | 38,250           | -                |
| 48 | Sumana Datta        | 42,000           | 1,20,000         |
| 49 | Surajit Sarkar      | 4,000            | 80,000           |
| 50 | Suresh Babu         | 1,57,610         | -                |
| 51 | Tanuja Kothiyal     | 51,000           | -                |
| 52 | Upena Nath Singh    | 30,000           | -                |
| 53 | Venugopal Moddipati | 35,000           | 25,000           |
| 54 | Yogesh Snehi        | -                | 25,000           |
|    | <b>Total</b>        | <b>17,26,382</b> | <b>11,82,968</b> |

### Sub Schedule-8.2

#### Seed Money Advance

(Amount in Rs.)

| S.NO | Particulars         | 2018-19         | 2017-18         |
|------|---------------------|-----------------|-----------------|
| 1    | Bidhan Chana Dash   | 1,00,000        | 50,000          |
| 2    | Bindu KC            | -               | 50,000          |
| 3    | Dhiraj Kumar Nite   | -               | 50,000          |
| 4    | Ishita Dey          | -               | 50,000          |
| 5    | Kanwal Anil         | -               | 50,000          |
| 6    | Kranti Kumar        | -               | 20,000          |
| 7    | K Valentina         | -               | 50,000          |
| 8    | Michal Lumnminthang | -               | 50,000          |
| 9    | Nupur Samuel        | -               | 50,000          |
| 10   | Priyanka Jha        | -               | 50,000          |
| 11   | Pulak Das           | 25,000          | 25,000          |
| 12   | Rachna Chaudhary    | -               | 50,000          |
| 13   | Rajan Krishnan      | -               | 50,000          |
| 14   | Rinju Rasaily       | 95              | 50,000          |
| 15   | Shefalee Jain       | -               | 50,000          |
| 16   | Shelly Pandey       | -               | 50,000          |
|      | <b>Total</b>        | <b>1,25,095</b> | <b>7,45,000</b> |

### Sub Schedule-8.3

#### Others- LTC Advance to Employees

(Amount in Rs.)

| S.NO | Particulars        | 2018-19         | 2017-18         |
|------|--------------------|-----------------|-----------------|
| 1    | Balchand Prajapati | -               | 10,125          |
| 2    | Bidhan Chana Dash  | 1,00,521        | -               |
| 3    | Kanwal Anil        | -               | 1,42,000        |
| 4    | Gangmumei Kamei    | 13,541          | -               |
| 5    | NT Diheung         | 20,457          | -               |
| 6    | Pranay Goswami     | 26,000          | -               |
| 7    | Pulak Das          | 67,500          | 34,817          |
| 8    | Richa Awasthy      | -               | 50,000          |
|      | <b>Total</b>       | <b>2,28,019</b> | <b>2,36,942</b> |







| <b>Sub Schedule-8.4</b>                       |                      |                |                        |
|---|----------------------|----------------|------------------------|
| <b>Advance to Staff From Karampura Campus</b> |                      |                | <b>(Amount in Rs.)</b> |
| <b>S.NO</b>                                   | <b>Particulars</b>   | <b>2018-19</b> | <b>2017-18</b>         |
| 1   | Abeer Gupta          | -              | 27,804                 |
| 2   | Abhishek Kukreja     | -              | 14,500                 |
| 3   | Amit Singh           | -              | 1,10,000               |
| 4   | Ankush Rathore       | -              | 2,17,857               |
| 5   | Anoop Koileri        | -              | 90,000                 |
| 6   | Ipshita Hajra Sasmal | -              | 50,000                 |
| 7   | Ngoru Nixon          | -              | 40,000                 |
| 8   | Nikhil Singh Charak  | -              | 8,400                  |
| 9   | Prof. Shiv Kumar     | -              | 62,000                 |
| 10  | Rachna Mehra         | -              | 40,000                 |
| 11  | Sumanna Dutta        | -              | 110                    |
| 12  | Yusuf Raza Naqvi     | -              | 1,56,500               |
|   | <b>Total</b>         | -              | <b>8,17,171</b>        |

| <b>Sub Schedule-8.5</b>                    |                           |                  |                        |
|--|---------------------------|------------------|------------------------|
| <b>Advance To Staff From Fees Accounts</b> |                           |                  | <b>(Amount in Rs.)</b> |
| <b>S.NO</b>                                | <b>Particulars</b>        | <b>2018-19</b>   | <b>2017-18</b>         |
| 1  | Anil Persaud              | 80,000           | 50,000                 |
| 2  | Anshu Gupta               | -                | 20,000                 |
| 3  | Anuj Bhuwania             | 29,600           | -                      |
| 4  | AUD GIA - A/c             | 20,509           | -                      |
| 5  | Balchand Prajapati        | 20,000           | -                      |
| 6  | Benil Biswas              | 1,12,606         | 75,000                 |
| 7  | K.Valentina               | 31,000           | 25,000                 |
| 8  | Kopal                     | 40,000           | -                      |
| 9  | Pritpal Singh Randhawa    | 1,47,641         | -                      |
| 10   | Sunalini Kumar            | 87,350           | -                      |
| 11   | Tanuja Kothiyal           | 1,00,000         | -                      |
| 12   | Geetanjali Tyagi          | 1,19,500         | -                      |
| 13   | Mogglan Bharti            | 4,00,934         | -                      |
| 14   | Nishant Solomon           | 20,000           | -                      |
| 15   | Preeti Sampat             | 53,000           | -                      |
| 16   | Shefalee Jain             | 1,70,000         | -                      |
| 17   | Deepan Sivaraman          | -                | 3,96,792               |
| 18   | Ivy Dhar                  | -                | 32,000                 |
| 19   | Rachna Mehra              | -                | 10,000                 |
| 20   | R.V. Ramani               | -                | 60,000                 |
| 21   | Suchitra Balasubrahmanyam | -                | 20,000                 |
| 22   | Sunita Singh (Ses)        | -                | 23,000                 |
| 23   | Suresh Babu               | 3,74,600         | 61,000                 |
| 24   | Swati Shresth             | -                | 2,19,600               |
| 25   | Venugopal Maddipatti      | 1,37,350         | 64,900                 |
|  | <b>Total</b>              | <b>19,44,090</b> | <b>10,57,292</b>       |



## AUD-ANNUAL ACCOUNT 2018-19

| <b>Sub Schedule-8.6</b>                            |                    |                 |                        |
|--|--------------------|-----------------|------------------------|
| <b>Advance to Staff (CECED)</b>                    |                    |                 | <b>(Amount in Rs.)</b> |
| <b>S.NO</b>  | <b>Particulars</b> | <b>2018-19</b>  | <b>2017-18</b>         |
| 1  | Adeeb Bashar       | 26,100          | -                      |
| 2  | Alaknanda Sanap    | 89,250          | -                      |
| 3  | Bharti             | 50,100          | -                      |
| 4  | Aneesh Kurian      | -               | 1,75,200               |
| 5  | Namrata Rawat      | 26,100          | -                      |
| 6  | Nita Vinay Walimbe | 1,39,450        | -                      |
| 7  | Meenakshi Dogra    | -               | 30,000                 |
| 8  | Mohammad Saqib     | -               | 64,200                 |
| 9  | Prachi Gupta       | 1,84,000        | 72,700                 |
| 10   | Sanno Srivastava   | 4,200           | -                      |
| 11   | Jyoti Rana         | -               | 2,37,000               |
| 12   | Shreya Bhardwaj    | -               | 2,48,800               |
| 13   | Rashim Pal         | 1,59,900        | 47,200                 |
| 14   | Vrinda Datta       | 1,69,897        | 1,50,000               |
|  | <b>Total</b>       | <b>8,48,997</b> | <b>10,25,100</b>       |
| <b>Sub Schedule-8.7</b>                            |                    |                 |                        |
| <b>Advance to Staff ( Jamshed Ji Tata Trust )</b>  |                    |                 | <b>(Amount in Rs.)</b> |
| <b>S.NO</b>  | <b>Particulars</b> | <b>2018-19</b>  | <b>2017-18</b>         |
| 1  | Anup Kumar Dhar    | 1,70,000        | -                      |
|  | <b>Total</b>       | <b>1,70,000</b> | <b>-</b>               |
| <b>Sub Schedule-8.8</b>                            |                    |                 |                        |
| <b>Advance to Staff (other than CECEd Project)</b> |                    |                 | <b>(Amount in Rs.)</b> |
| <b>S.NO</b>  | <b>Particulars</b> | <b>2018-19</b>  | <b>2017-18</b>         |
| 1  | Sumangla Damodaran | -               | 25,000                 |
| 2  | Surajit Sarkar     | -               | 1,65,000               |
| 3  | Balchand Prajapati | -               | 25,000                 |
| 4  | Kartik Dave        | 1,35,000        | -                      |
| 5  | Pulak Das          | 2,26,800        | -                      |
|  | <b>Total</b>       | <b>3,61,800</b> | <b>2,15,000</b>        |
| <b>Sub Schedule-8.9</b>                            |                    |                 |                        |
| <b>Advance to Staff ( Ford Foundation)</b>         |                    |                 | <b>(Amount in Rs.)</b> |
| <b>S.NO</b>  | <b>Particulars</b> | <b>2018-19</b>  | <b>2017-18</b>         |
| 1  | Arunima Mishra     | -               | 90,000                 |
| 2  | Vinisha Basnet     | 67,000          | -                      |
|  | <b>Total</b>       | <b>67,000</b>   | <b>90,000</b>          |





| <b>Sub Schedule-8.10</b>                           |   |                  |                        |
|--|---|------------------|------------------------|
| <b>Advance to Staff (Design Innovation Centre)</b> |   |                  | <b>(Amount in Rs.)</b> |
| <b>S.NO</b>  | <b>Particulars</b>                        | <b>2018-19</b>   | <b>2017-18</b>         |
| 1  | Jatin Bhatt                               | -                | 40,000                 |
|  | <b>Total</b>                              | <b>-</b>         | <b>40,000</b>          |
| <b>Sub Schedule-8.11</b>                           |   |                  |                        |
| <b>Advance to Staff -ECCC (Delhi Project)</b>      |   |                  | <b>(Amount in Rs.)</b> |
| <b>S.NO</b>  | <b>Particulars</b>                        | <b>2018-19</b>   | <b>2017-18</b>         |
| 1  | Sunita Singh                              | -                | 80,000                 |
| 2  | Vrinda Datta                              | 63,000           | -                      |
|  | <b>Total</b>                              | <b>63,000</b>    | <b>80,000</b>          |
| <b>Sub Schedule-8.12</b>                           |   |                  |                        |
| <b>Advance to Staff From UGC UKERI Project</b>     |   |                  | <b>(Amount in Rs.)</b> |
| <b>S.NO</b>  | <b>Particulars</b>                        | <b>2018-19</b>   | <b>2017-18</b>         |
| 1  | IIC                                       | 71,332           | 71,332                 |
| 2  | Kranti Kumar                              | 40,000           | -                      |
| 3  | Krishna Menon                             | -                | 250                    |
|  | <b>Total</b>                              | <b>1,11,332</b>  | <b>71,582</b>          |
| <b>Sub Schedule-8.13</b>                           |   |                  |                        |
| <b>Advance from UDF</b>                            |   |                  | <b>(Amount in Rs.)</b> |
| <b>S.NO</b>  | <b>Particulars</b>                        | <b>2018-19</b>   | <b>2017-18</b>         |
| 1  | Tanya Chaudhry (Student)                  | 2,18,100         | -                      |
|  | <b>Total</b>                              | <b>2,18,100</b>  | <b>-</b>               |
| <b>Sub Schedule-8.14</b>                           |   |                  |                        |
| <b>Advance to Suppliers From CECED A/C</b>         |   |                  | <b>(Amount in Rs.)</b> |
| <b>S.NO</b>  | <b>Particulars</b>                        | <b>2018-19</b>   | <b>2017-18</b>         |
| 1  | Aide Et Action Bhopal                     | 6,50,100         | 4,33,400               |
| 2  | Aide Et Action Chennai                    | -                | 5,50,000               |
| 3  | The Maharaja Sayaji Rao University Baroda | -                | 12,89,520              |
| 4  | University Of Jammu                       | -                | 7,02,240               |
| 5  | Vikramshila Education Res. Soct. Bangal   | 9,13,488         | 3,60,800               |
| 6  | Bay Diligence                             | 3,62,355         | -                      |
| 7  | Durgabhai Deshmukh                        | 11,92,500        | -                      |
| 8  | Grammangal                                | 5,55,380         | -                      |
| 9  | Pragat Shikhan Sansthan                   | 11,15,100        | -                      |
| 10   | Tata Institute Of Social Science          | 16,79,000        | -                      |
|  | <b>Total</b>                              | <b>64,67,923</b> | <b>33,35,960</b>       |



## AUD-ANNUAL ACCOUNT 2018-19

| <b>Sub Schedule-8.15</b>                                 |  |                  |                        |
|--|--|------------------|------------------------|
| <b>Advance to Supplier (Campus Development)</b>          |  |                  | <b>(Amount in Rs.)</b> |
| <b>S.NO</b>  | <b>Particulars</b>                             | <b>2018-19</b>   | <b>2017-18</b>         |
| 1  | NIH Consultancy Project                        | -                | 13,52,268              |
|  | <b>Total</b>                                   | <b>-</b>         | <b>13,52,268</b>       |
| <b>Sub Schedule-8.16</b>                                 |  |                  |                        |
| <b>Advance to Supplier From other than CECED Project</b> |  |                  | <b>(Amount in Rs.)</b> |
| <b>S.NO</b>  | <b>Particulars</b>                             | <b>2018-19</b>   | <b>2017-18</b>         |
| 1  | Balmer and Lawrie & Co. Ltd.                   | -                | 1,00,000               |
|  | <b>Total</b>                                   | <b>-</b>         | <b>1,00,000</b>        |
| <b>Sub Schedule-8.17</b>                                 |  |                  |                        |
| <b>Advances to Suppliers From GIA</b>                    |  |                  | <b>(Amount in Rs.)</b> |
| <b>S.NO</b>  | <b>Particulars</b>                             | <b>2018-19</b>   | <b>2017-18</b>         |
| 1  | All India Reporter Pvt. Ltd.                   | 64,800           | 64,800                 |
| 2  | Association of Indian Universities             | 50,000           | 50,000                 |
| 3  | DDO (HQ), Delhi Fire Service New Delhi         | 10,000           | -                      |
| 4  | Healthcare Sector Skill Council                | 12,000           | -                      |
| 5  | Indian Institute of Management Ahmedabad       | -                | 3,23,792               |
| 6  | Society for Environmental Communications       | 1,250            | 1,250                  |
| 7  | AUD (ACHE)                                     | 10,00,000        | 10,00,000              |
| 8  | Centre for Training & Social Research          | 70,000           | 70,000                 |
| 9  | Constitution Club of India                     | 21,593           | 21,593                 |
| 10   | Global Compact Network                         | 7,700            | 7,700                  |
| 11   | India International Centre                     | 8,09,789         | 6,33,339               |
| 12   | India Islamic Cultural Centre                  | 96,528           | 29,000                 |
| 13   | Indian Institute of Management Calcutta        | -                | 1,00,300               |
| 14   | Intelligent Communication Systems India Ltd.   | -8,82,458        | 3,14,421               |
| 15   | Member Secretary NCTE                          | 1,51,000         | -                      |
| 16   | National Book Trust, India                     | -                | 67,722                 |
| 17   | NICSI  | -                | 7,74,393               |
| 18   | NNS Events & Exhibition                        | 1,14,840         | -                      |
| 19   | OML Entertainment (P) Ltd.                     | 2,36,000         | -                      |
| 20   | Retailers Association's Skill Council of India | 70,400           | -                      |
| 21   | Shastri Indo Canadian Institute                | 50,000           | -                      |
| 22   | SMS water grace BMW Pvt Ltd                    | 2,500            | 2,500                  |
| 23   | Taj Kerela Hotels And Resorts                  | -                | 3,00,000               |
| 24   | Tourism Hospitality                            | 59,200           | -                      |
|  | <b>Total</b>                                   | <b>19,45,142</b> | <b>37,60,810</b>       |





## AMBEDKAR UNIVERSITY DELHI

### Sub Schedule-8A Advance against Capital Works

(Amount in Rs.)

| S.No | Name of the Division                         | Opening Balance     | Advance paid during the year | Adjustments during the year | Closing Balance     |
|------|--|---------------------|------------------------------|-----------------------------|---------------------|
| 1    | Advance to PWD                               | 41,31,374           | -                            | -                           | 41,31,374           |
| 2    | Executive Engineer, BPD B 122 PWD Delhi      | -                   | 17,06,624                    | -                           | 17,06,624           |
| 3    | Executive Engineer (Civil) PWD Div. No. 323  | 2,45,40,992         | 6,43,21,151                  | 5,93,24,647                 | 2,95,37,496         |
| 4    | Executive Engineer, Elect. - B - 141 - PWD   | 7,73,450            | -                            | -                           | 7,73,450            |
| 5    | Executive Engineer (Electrical) Div. No. 353 | 19,36,000           | -                            | -                           | 19,36,000           |
| 6    | Executive Engineer (E) PWD EMD 451           | 1,23,55,286         | -                            | -                           | 1,23,55,286         |
| 7    | Executive Engineer F-111 Pwd New Delhi       | 17,55,690           | 20,37,786                    | -                           | 37,93,476           |
| 8    | Executive Engineer M-241 PWD                 | 27,00,00,000        | 11,92,000                    | -                           | 27,11,92,000        |
| 9    | Executive Engineer M-241 PWD                 | 24,37,864           | -                            | -                           | 24,37,864           |
|      | <b>Total</b>                                 | <b>31,79,30,656</b> | <b>6,92,57,561</b>           | <b>5,93,24,647</b>          | <b>32,78,63,570</b> |



# AUD-ANNUAL ACCOUNT 2018-19

## AMBEDKAR UNIVERSITY DELHI

### SCHEDULES FORMING PART OF INCOME & EXPENDITURE FOR THE YEAR ENDED 31ST MARCH, 2019

#### SCHEDULE 9- ACADEMIC RECEIPTS

| Particulars                                     | Annexure | 2018-19            | 2017-18            |
|---|----------|--------------------|--------------------|
| <b>FEES FROM STUDENTS</b>                       |          |                    |                    |
| <b>Academic :</b>                               |          |                    |                    |
| 1. Tuition Fees                                 | 10       | 7,36,65,378        | 5,22,08,236        |
| 2. Admission Fees                               |          | -                  | -                  |
| 3. Enrolment Fees                               |          | -                  | -                  |
| 4. Library Admission Fees                       |          | -                  | -                  |
| 5. Laboratory Fees                              |          | -                  | -                  |
| 6. Art & Craft                                  |          | -                  | -                  |
| 7. Registration Fees                            |          | -                  | -                  |
| 8. Syllabus Fee                                 |          | -                  | -                  |
| <b>Total (A)</b>                                |          | <b>7,36,65,378</b> | <b>5,22,08,236</b> |
| <b>Examinations :</b>                           |          |                    |                    |
| 1. Admission Test Fees                          |          | -                  | -                  |
| 2. Annual Examination Fees                      |          | -                  | -                  |
| 3. Mark Sheets, Certificates                    |          | -                  | -                  |
| 4. Entrance Examination Fees                    |          | -                  | -                  |
| <b>Total (B)</b>                                |          | <b>-</b>           | <b>-</b>           |
| <b>Other Fees :</b>                             |          |                    |                    |
| 1. Identity Card Fee                            |          | -                  | -                  |
| 2. Fine/ Miscellaneous Fees/Penalty Fees        |          | 3,97,496           | -                  |
| 3. Medical Fees                                 |          | -                  | -                  |
| 4. Transportation Fees                          |          | -                  | -                  |
| 5. Hostel Fees                                  |          | -                  | -                  |
| <b>Total (C)</b>                                |          | <b>3,97,496</b>    | <b>-</b>           |
| <b>Sale of Publications :</b>                   |          |                    |                    |
| 1. Sale of Admission Forms                      |          | -                  | -                  |
| 2. Sale of Syllabus and Question Paper          |          | -                  | -                  |
| 3. Sale of prospectus including admission forms |          | -                  | -                  |
| <b>Total (D)</b>                                |          | <b>-</b>           | <b>-</b>           |
| <b>Other Academic Receipts</b>                  |          |                    |                    |
| 1. Registration fee for workshops, programmes   |          | -                  | -                  |
| 2. Registration fees (Academic Staff College)   |          | -                  | -                  |
| <b>Total (E)</b>                                |          | <b>-</b>           | <b>-</b>           |
| <b>Grand Total ( A+B+C+D+E )</b>                |          | <b>7,40,62,874</b> | <b>5,22,08,236</b> |





## AMBEDKAR UNIVERSITY DELHI

### SCHEDULE 10- GRANTS /SUBSIDIES (IRREVOCABLE GRANTS RECEIVED)

(Amount in Rs.)

| Particulars  | Plan                |                     |                     | 2018-19               | 2017-18               |
|--|---------------------|---------------------|---------------------|-----------------------|-----------------------|
|  | GIA Salary          | Other               | GIA Capital Assets  |                       |                       |
| Balance B/f  | 8,72,70,343         | 70,79,576           | 26,71,60,388        | 36,15,10,307          | 40,46,01,567          |
| Add: Receipts during the Year  | 50,00,00,000        | 15,00,00,000        | 30,00,00,000        | 95,00,00,000          | 56,00,00,000          |
| - Unspent Grant As per DHE sanction order (Adjustment)   |                     |                     |                     | -                     | 1,73,74,456           |
| - Amount transferred from UDF  | -                   | -                   | -                   | -                     | 1,46,18,873           |
| - Amount of Interest earned on depositing GIA fund 2017-18   | -                   | 82,03,993           | -                   | 82,03,993             | 1,00,01,043           |
| - Misc income & Prior period income transferred  | -                   | -                   | -                   | -                     | 26,11,715             |
| - Ground Rent transferred from capital to GIA General relating to 2017-18 wrongly charged to capital expenditure | -                   | -                   | 8,18,46,000         | 8,18,46,000           | -                     |
| <b>Total</b>   | <b>58,72,70,343</b> | <b>16,52,83,569</b> | <b>64,90,06,388</b> | <b>1,40,15,60,300</b> | <b>1,00,92,07,654</b> |
| <b>Less: Payments during the Year</b>  |                     |                     |                     |                       |                       |
| - Property Tax paid for the period prior to handing over to AUD in respect of Rohini Land amt accepted by DHE.   | -                   | -                   | -                   | -                     | 31,58,965             |
| <b>Total</b>   | <b>58,72,70,343</b> | <b>16,52,83,569</b> | <b>64,90,06,388</b> | <b>1,40,15,60,300</b> | <b>1,00,60,48,689</b> |
| Less: Refund to UGC  | -                   | -                   | -                   | -                     | -                     |
| <b>Balance</b>   | <b>58,72,70,343</b> | <b>16,52,83,569</b> | <b>64,90,06,388</b> | <b>1,40,15,60,300</b> | <b>1,00,60,48,689</b> |
| Less : Utilised for Capital Expenditure (A )   | -                   | -                   | 13,74,30,687        | 13,74,30,687          | 18,27,10,519          |
| <b>Balance</b>   | <b>58,72,70,343</b> | <b>16,52,83,569</b> | <b>51,15,75,701</b> | <b>1,26,41,29,613</b> | <b>82,33,38,170</b>   |
| Less : Utilised for Revenue Expenditure (B )   | 38,05,10,885        | 17,57,03,418        | 4,58,637            | 55,66,72,940          | 46,18,27,863          |
| <b>Balance of (C )</b>   | <b>20,67,59,458</b> | <b>-1,04,19,849</b> | <b>51,11,17,064</b> | <b>70,74,56,673</b>   | <b>36,15,10,307</b>   |



**AMBEDKAR UNIVERSITY DELHI**

**SCHEDULE 11- INCOME FROM INVESTMENTS**

| Particulars  | GIA      |         |            | Fees    |         |           |
|--|----------|---------|------------|---------|---------|-----------|
|  | Annexure | 2018-19 | 2017-18    | 2018-19 | 2017-18 | 2017-18   |
| 1. Interest on Term Deposits   |          | -       | -          | -       | -       | -         |
| - Interest on Fixed Deposit  |          | -       | 1,66,451   | -       | -       | 10,09,136 |
| 2. Interest on Term Deposits   |          |         |            |         |         |           |
| 3. Interest accrued but not due on Term Deposits/ Interest bearing advances to employees |          |         |            |         |         |           |
| 4. Interest on savings Bank Accounts   |          |         |            |         |         |           |
| 5. Others (Specify)  |          |         |            |         |         |           |
| <b>Total</b>   |          |         | 1,66,451   |         |         | 10,09,136 |
| Less: Interest Transferred to Grant in Aid   |          |         | (1,66,451) |         |         | -         |
| <b>Balance</b>   |          |         |            |         |         | 10,09,136 |

**SCHEDULE 12: INTEREST EARNED**

| Particulars                                | GIA      |             |             | Fees      |           |           |
|--|----------|-------------|-------------|-----------|-----------|-----------|
|  | Annexure | 2018-19     | 2017-18     | 2018-19   | 2017-18   | 2017-18   |
| On Savings Account with scheduled banks    |          | 82,03,993   | 98,34,592   | 32,30,403 | 18,82,993 | 18,82,993 |
| <b>Total</b>                               |          | 82,03,993   | 98,34,592   | 32,30,403 | 18,82,993 | 18,82,993 |
| Less: Interest Transferred to Grant in Aid |          | (82,03,993) | (98,34,592) |           |           |           |
| <b>Balance</b>                             |          |             |             | 32,30,403 |           | 18,82,993 |







## AMBEDKAR UNIVERSITY DELHI

### SCHEDULE 13 - OTHER INCOME

(Amount in Rs.)

| Particulars  | Annexure | 2018-19          | 2017-18         |
|--|----------|------------------|-----------------|
| <b>A. Income from Land and Buildings</b>                   |          |                  |                 |
| 1. License Fees  |          | 8,50,685         | 61,822          |
| 2. Electricity charges recovered                           |          | -                | 18,766          |
| 3. Water charges recovered                                 |          | 3,688            | 1,51,044        |
| <b>Total</b>   |          | <b>8,54,373</b>  | <b>2,31,632</b> |
| <b>B. Others</b>   |          |                  |                 |
| 1. RTI Fees  |          | 2,345            | 626             |
| 2. Misc. receipts (Sale of tender form, waste paper, etc.) |          | 5,45,737         | 2,55,833        |
| 3. Profit on Sale/disposal of Assets                       |          | -                | 16,906          |
| 4. Others (specify)  |          |                  |                 |
| - Photocopy Charges  |          | 26,387           | 16,546          |
| - Misc. Income   |          | 2,16,779         | 53,744          |
| - Sponsorship  |          | 45,000           | 1,47,000        |
| - Election Fees  |          | 25,000           | -               |
| - National Info Centre Service                             |          | 19,365           | -               |
| - Tata Institute of Social Science                         |          | 11,128           | -               |
| - ID Card Fees   |          | 3,850            | 4,300           |
| - Library Fine   |          | 1,57,500         | 1,55,705        |
| - Degree Fees  |          | 3,000            | -               |
| <b>Total (B)</b>   |          | <b>10,56,091</b> | <b>6,50,660</b> |
| <b>Total (A+B)</b>   |          | <b>19,10,464</b> | <b>8,82,292</b> |
| - Overhead - Project                                       |          | 16,61,684        | -               |
| <b>Total (C)</b>   |          | <b>16,61,684</b> | <b>-</b>        |
| <b>Grand Total (A+B+C)</b>                                 |          | <b>35,72,148</b> | <b>8,82,292</b> |

### SCHEDULE 14- PRIOR PERIOD INCOME

(Amount in Rs.)

| Particulars                        | Annexure | 2018-19       | 2017-18  |
|------------------------------------|----------|---------------|----------|
| 1. Academic Receipts (Thesis Fees) |          | 12,000        | -        |
| 2. Income from Investments         |          | -             | -        |
| 3. Interest Earned                 |          | -             | -        |
| 4. Other Income                    |          | -             | -        |
| <b>Total</b>                       |          | <b>12,000</b> | <b>-</b> |



AMBEDKAR UNIVERSITY DELHI

SCHEDULE 15- STAFF PAYMENTS & BENEFITS (ESTABLISHMENT EXPENSES)

(Amount in Rs.)

| Particulars                         | Annexure | 2018-19             |                    |                     | 2017-18             |                    |                     |
|-------------------------------------|----------|---------------------|--------------------|---------------------|---------------------|--------------------|---------------------|
|                                     |          | Teaching            | Non -Teaching      | Total               | Teaching            | Non -Teaching      | Total               |
| a) (i) Salaries and Wages           | 11       | 15,66,51,443        | 5,56,74,033        | 21,23,25,476        | 8,95,80,237         | 4,38,07,187        | 13,33,87,424        |
| (ii) Salaries of Visiting Professor | 12       | 2,96,45,934         | -                  | 2,96,45,934         | 2,65,21,217         | -                  | 2,65,21,217         |
| b) Allowances and Bonus             | 13       | 9,86,89,802         | 1,19,50,765        | 11,06,40,567        | 10,43,64,532        | 1,37,97,172        | 11,81,61,704        |
| c) Contribution to Other Fund       |          |                     |                    |                     |                     |                    |                     |
| - NPS University Contribution       |          | 1,56,25,555         | 17,40,508          | 1,73,66,063         | 1,22,65,604         | 17,73,147          | 1,40,38,751         |
| d) Staff Welfare Expenses           |          | 4,14,652            | -                  | 4,14,652            | 4,35,150            | -                  | 4,35,150            |
| e) Retirement and Terminal Expenses | 14       | 2,38,63,809         | 1,24,65,471        | 3,63,29,280         | 1,72,12,875         | 53,456             | 1,72,66,331         |
| f) LTC Facility                     | 15       | 24,80,317           | 8,56,466           | 33,36,783           | 18,11,655           | 7,09,112           | 25,20,767           |
| g) Medical Facility                 | 16       | -                   | 44,63,359          | 44,63,359           | -                   | 23,56,978          | 23,56,978           |
| h) Children Education Allowance     | 17       | -                   | 10,90,638          | 10,90,638           | -                   | 3,69,612           | 3,69,612            |
| i) Honorarium                       | 18       | 5,07,000            | -                  | 5,07,000            | 3,20,612            | -                  | 3,20,612            |
| j) Others (License Charges)         | 19       | 6,954               | -                  | 6,954               | 13,908              | -                  | 13,908              |
| <b>Total</b>                        |          | <b>32,78,85,466</b> | <b>8,82,41,240</b> | <b>41,61,26,706</b> | <b>25,25,25,790</b> | <b>6,28,66,664</b> | <b>31,53,92,454</b> |





**AMBEDKAR UNIVERSITY DELHI**

**SCHEDULE 15 A- EMPLOYEES RETIREMENT AND TERMINAL BENEFITS**

| (Amount in Rs.)   |         |                    |                    |                    |
|---|---------|--------------------|--------------------|--------------------|
| Particulars   | Pension | Gratuity           | Leave Encashment   | Total              |
| Opening Balance as on 1st April, 2018   | -       | 3,81,71,632        | 1,97,14,037        | 5,78,85,669        |
| Addition : Capitalized value of Contributions Received from other Organizations | -       | -                  | -                  | -                  |
| <b>Total ( a )</b>  | -       | <b>3,81,71,632</b> | <b>1,97,14,037</b> | <b>5,78,85,669</b> |
| Less- Actual Payment during the year (b)  | -       | -                  | -                  | -                  |
| Balance Available c ( a-b )   | -       | 3,81,71,632        | 1,97,14,037        | 5,78,85,669        |
| Provision required as per Actuarial Valuation (d)                               | -       | 4,98,06,670        | 4,36,94,820        | 9,35,01,490        |
| <b>A. Provision to be made in the current year (d-c)</b>                        | -       | <b>1,16,35,038</b> | <b>2,39,80,783</b> | <b>3,56,15,821</b> |
| <b>Total</b>  | -       | <b>4,98,06,670</b> | <b>4,36,94,820</b> | <b>9,35,01,490</b> |



| <b>AMBEDKAR UNIVERSITY DELHI</b>                  |          |                    |                    |
|---|----------|--------------------|--------------------|
| <b>SCHEDULE 16- ACADEMIC EXPENSES</b>             |          |                    |                    |
| (Amount in Rs.)                                   |          |                    |                    |
| Particulars                                       | Annexure | 2018-19            | 2017-18            |
| a) Laboratory Expenses                            |          | -                  | -                  |
| b) Field Work /Participation in Conferences       |          |                    |                    |
| - Field Based Learning                            |          | 6,37,897           | 3,84,117           |
| - Research Project                                |          | 46,98,786          | 24,99,778          |
| c) Expenses on Seminars / Workshops               |          |                    |                    |
| - Seminar /conference /Workshop/function          |          | 86,50,877          | 80,72,723          |
| - Consultative meeting                            |          | 22,75,772          | 29,65,193          |
| - Meeting of Statutory Bodies                     |          | 10,48,315          | 12,55,839          |
| - Selection Committee                             |          | 6,21,801           | 20,10,518          |
| d) Payment to Visiting faculty                    |          | 1,29,06,560        | 86,74,193          |
| e) Examination                                    |          | 3,03,687           | 5,27,473           |
| f) Student Welfare Expenses                       |          |                    |                    |
| g) Admission Expenses                             |          |                    |                    |
| h) Convocation Expenses                           |          | 22,63,567          | 21,00,950          |
| i) Publications                                   |          |                    |                    |
| - Journals / Periodicals / Subscription/Softwares |          | 1,98,176           | 8,27,028           |
| j) Stipend/means-cum-merit scholarship            |          |                    |                    |
| - Stipends/ Prizes / Awards                       |          | 1,02,52,569        | 84,70,613          |
| - Stipend to Library Trainee                      |          | 10,72,341          | -                  |
| k) Subscription Expenses                          |          | 1,93,751           | 95,248             |
| l) Others   |          |                    |                    |
| - Professional Development Of Faculty & Staff     |          | 4,99,191           | 3,48,879           |
| - Earn While You Learn Scheme                     |          | 13,600             | 1,86,775           |
| - Gym/ Games/ Sports                              |          | 5,19,990           | 3,11,819           |
| - New Initiatives                                 |          | 31,60,169          | 24,21,396          |
| - Seed Money Expenses                             |          | 17,51,198          | -                  |
| - Travel Allowance (Foreign)                      |          | 22,01,914          | 26,24,831          |
| <b>Total</b>                                      |          | <b>5,32,70,161</b> | <b>4,37,77,373</b> |





**AMBEDKAR UNIVERSITY DELHI**

**SCHEDULE 17- ADMINISTRATIVE AND GENERAL EXPENSES**

(Amount in Rs.)

| Particulars                                       | Annexure | 2018-19             | 2017-18            |
|---|----------|---------------------|--------------------|
| <b>A. Infrastructure</b>                          |          |                     |                    |
| a) Electricity and Power                          |          | 1,02,61,104         | 88,19,136          |
| b) Water Charges                                  |          | 19,34,059           | 16,87,666          |
| c) Rent, Rates and Taxes (including property tax) |          | 3,69,79,353         | 49,46,466          |
| <b>Total A</b>                                    |          | <b>4,91,74,516</b>  | <b>1,54,53,268</b> |
| <b>B. Communication</b>                           |          |                     |                    |
| e) Postage and Stationery                         |          | 46,080              | 38,907             |
| f) Telephone, Fax and Internet Charges            |          | 41,71,865           | 56,26,434          |
| <b>Total B</b>                                    |          | <b>42,17,945</b>    | <b>56,65,341</b>   |
| <b>C. Others</b>                                  |          |                     |                    |
| g) Printing and Stationery (consumption)          |          | 74,84,820           | 27,36,313          |
| h) Travelling and Conveyance Expenses             | 21       | 22,81,525           | 31,81,192          |
| i) Hospitality                                    |          | 7,64,003            | 5,03,294           |
| j) Auditors Remuneration                          |          | 8,33,225            | 3,54,000           |
| k) Professional Charges                           |          | 19,91,634           | 21,75,493          |
| l) Advertisement and Publicity                    |          | 7,44,741            | 26,10,724          |
| m) Others   | 22       | 5,33,08,852         | 3,79,59,408        |
| <b>Total C</b>                                    |          | <b>6,74,08,800</b>  | <b>4,95,20,424</b> |
| <b>Total ( A+B+C )</b>                            |          | <b>12,08,01,261</b> | <b>7,06,39,033</b> |

**SCHEDULE 18-TRANSPORTATION EXPENSES**

(Amount in Rs.)

| Particulars                       | Annexure | 2018-19          | 2017-18          |
|-----------------------------------|----------|------------------|------------------|
| 1. Vehicle (Taxi) Hiring expenses |          | 73,20,573        | 77,26,868        |
| <b>Total</b>                      |          | <b>73,20,573</b> | <b>77,26,868</b> |



**AUD-ANNUAL ACCOUNT 2018-19****AMBEDKAR UNIVERSITY DELHI****SCHEDULE 19- REPAIRS & MAINTENANCE**

(Amount in Rs.)

| Particulars  | Annexure | 2018-19            | 2017-18            |
|--|----------|--------------------|--------------------|
| a) Buildings   |          | 1,20,119           | 1,13,01,193        |
| b) Furniture & Fixtures                              |          | 2,01,143           | 19,798             |
| c) Plant & Machinery                                 |          | -                  | -                  |
| d) Office Equipment                                  |          | 46,52,185          | 34,05,660          |
| e) Computers   |          | 7,82,373           | 16,98,782          |
| f) Laboratory & Scientific equipment                 |          | -                  | -                  |
| g) Audio Visual equipment                            |          | 7,80,485           | -                  |
| h) Cleaning Material & Services                      |          | 1,23,42,032        | 1,21,44,004        |
| i) Book binding charges                              |          | -                  | -                  |
| j) Gardening   |          | 25,40,798          | 27,42,011          |
| k) Estate Maintenance                                |          | 3,11,528           | -                  |
| l) Others  |          |                    |                    |
| - General (Repair & Maintenance for Karampura Flats) |          | 98,789             | -                  |
| - Renovations from Capital A/c                       |          | 4,58,637           | -                  |
|  |          |                    |                    |
| <b>Total</b>   |          | <b>2,22,88,089</b> | <b>3,13,11,448</b> |

**SCHEDULE 20- FINANCE COSTS**

(Amount in Rs.)

| Particulars  | Annexure | 2018-19       | 2017-18       |
|--------------|----------|---------------|---------------|
| Bank Charges |          |               |               |
| - GIA        |          | 13,075        | 33,595        |
| - Fees       |          | 48,758        | 54,293        |
|              |          |               |               |
| <b>Total</b> |          | <b>61,833</b> | <b>87,888</b> |





AMBEDKAR UNIVERSITY DELHI

**SCHEDULE 21: OTHER EXPENSES**

(Amount in Rs.)

| Particulars   | Annexure | 2018-19  | 2017-18  |
|---|----------|----------|----------|
| a) Provision for Bad and Doubtful Debt/ Advances        |          | -        | -        |
| b) Irrecoverable Balance Written-off                    |          | -        | -        |
| c) Grants/Subsidies to other institutions/organizations |          | -        | -        |
| d) Other (Specify)                                      |          | -        | -        |
| <b>Total</b>  |          | <b>-</b> | <b>-</b> |

**SCHEDULE 22: PRIOR PERIOD EXPENSES**

(Amount in Rs.)

| Particulars  | Annexure | 2018-19            | 2017-18          |
|--|----------|--------------------|------------------|
| 1. Establishment Expenses                            |          | -                  | -                |
| 2. Academic Expenses                                 |          | 24,39,605          | -                |
| 3. Administrative Expenses                           |          | 30,79,939          | 3,51,460         |
| 4. Transportation Expenses                           |          |                    |                  |
| 5. Repairs & Maintenance                             |          | 11,00,677          | 79,05,216        |
| 6. Other Expenses                                    |          |                    | -                |
| - Capital WIP (Preliminary Expenses Dheerpur Campus) |          | 7,02,80,660        |                  |
| <b>Total</b>   |          | <b>7,69,00,881</b> | <b>82,56,676</b> |



**AUD-ANNUAL ACCOUNT 2018-19**

| <p style="text-align: center;"><b>AMBEDKAR UNIVERSITY DELHI 2018-19</b><br/> <b>NPS TIER - I ACCOUNT</b><br/> <b>BALANCE SHEET AS AT 31st MARCH, 2019</b></p> |             |                                     |             |             |             |  |
|---|-------------|-------------------------------------|-------------|-------------|-------------|--|
|   | 2017-18     | LIABILITIES                         |             | 2018-19     | 2017-18     | ASSETS                                       |
|   |             | NPS Tier - I Account                |             |             |             | NPS Tier - I Account                         |
|   |             | Faculty Staffs                      |             |             |             | Subscription and Contribution due for 3/15   |
|   |             | Opening Balance                     | 74,87,781   |             |             |  |
| 41,74,749   |             | Add: NPS Contributions              | 3,07,50,166 |             |             |  |
| 2,44,81,514   |             | Add: Adjusted From Interest         |             |             |             |  |
| 3,90,801  |             | Less: Transferred to NSIDL          | 2,81,15,268 |             |             |  |
| 2,15,59,283   |             | Less: Excess Contribution Refund    | 43,338      |             |             |  |
|   | 74,87,781   |                                     |             | 1,00,79,341 | 1,98,05,244 | Canara Bank - A/c No. 3872                   |
|   |             | Administrative Staffs               |             |             |             | Interest Accrued but not due Balance at Bank |
|   |             | Opening Balance                     | 8,15,480    |             |             |  |
| 3,79,882  |             | Add: NPS Contributions              | 33,96,424   |             |             |  |
| 35,31,606   |             | Less: Transferred to NSIDL          | 36,11,968   |             |             |  |
| 28,95,208   |             | Less: Excess Contribution Refund    | 14,708      |             |             |  |
|   | 8,15,480    |                                     |             | 5,85,228    |             |  |
|   |             | Bank Interest                       |             |             |             |  |
|   |             | Opening Balance                     | 44,04,798   |             |             |  |
| 43,51,292   |             | Add: Interest received during year  | 8,73,956    |             |             |  |
| 6,14,239  |             | Less: Transferred to NSIDL/ Payment |             |             |             |  |
| 1,68,996  |             | Less: Adjustment from Interest      |             |             |             |  |
| 3,90,801  |             | Less: Bank Charges                  | 1,418       |             |             |  |
| 936   |             |                                     |             |             |             |  |
|   | 44,04,798   |                                     |             | 52,77,336   |             |  |
|   |             | Corpus Fund                         |             |             |             |  |
|   |             | Opening Balance                     |             |             |             |  |
| 70,97,185   | 70,97,185   |                                     |             | 70,97,185   |             |  |
|   | 1,98,05,244 | Total                               |             | 2,30,39,090 | 1,98,05,244 | Total  |
|   |             |                                     |             |             |             | 2,30,39,090                                  |







**AMBEDKAR UNIVERSITY DELHI**

**NPS TIER - I ACCOUNT**


**INCOME AND EXPENDITURE ACCOUNT FOR THE YEAR ENDED 31st MARCH, 2019**

| 2017-18 | EXPENDITURE                                | 2018-19 | 2017-18 | INCOME                          | 2018-19 |
|---------|--|---------|---------|---------------------------------|---------|
| -       | Interest Credited to Subscribers' Accounts | -       | -       | Interest Earned on Investment   | -       |
| -       | Bank Charges                               | -       | -       | Interest from Saving Account.   | -       |
|         |  |         | -       | Less: Interest Accrued 31.03.19 | -       |
| -       | Excess of Income over Expenditure          | -       | -       | Interest Accrued but not due    | -       |
| -       | Total                                      | -       | -       | Total                           | -       |



**AMBEDKAR UNIVERSITY DELHI 2018-19**  
**NPS TIER - I ACCOUNT**  
**RECEIPT AND PAYMENT ACCOUNT FOR THE YEAR ENDED 31st MARCH, 2019**

| RECEIPT                          | 2018-19            | PAYMENT                           | 2018-19            |
|----------------------------------|--------------------|-----------------------------------|--------------------|
| Opening Balance as on 01.04.2018 | 1,98,05,244        | Interest Earned on Investment     | -                  |
|                                  |                    | Investment                        | -                  |
| NPS Tier-I Account               |                    | NPS Contribution Transfer to NSDL | 3,17,27,236        |
| Employee's Subscription          |                    |                                   |                    |
| Faculty Staffs                   | 1,53,75,083        |                                   |                    |
| Administrative Staffs            | 16,98,212          | Interest Paid to Employees        |                    |
|                                  |                    |                                   |                    |
| University Contribution          |                    | Bank Charges                      | 1,418              |
| Faculty Staffs                   | 1,53,75,083        |                                   |                    |
| Administrative Staffs            | 16,98,212          | NPS amount adjusted               |                    |
|                                  |                    |                                   |                    |
| Interest received on Investment  |                    | Excess Contribution Refund        | 58,046             |
| Interest on saving Bank Account  | 8,73,956           |                                   |                    |
| Investment Encashed              |                    | Closing Balance (Bank A/c)        | 2,30,39,090        |
|                                  |                    |                                   |                    |
| <b>Total</b>                     | <b>5,48,25,790</b> | <b>Total</b>                      | <b>5,48,25,790</b> |





# **significant Accounting Policies & Notes to accounts 2018–19**





# AMBEDKAR UNIVERSITY DELHI

## SCHEDULE-23

### SIGNIFICANT ACCOUNTING POLICIES

#### 1. BASIS FOR PREPARATION OF ACCOUNTS

The accounts are prepared under the Historical Cost Convention unless otherwise stated and generally on the Accrual method of accounting. Provisions have made as far as possible for all known assets, liabilities, expenses, income and known losses but personal claims like medical claims, child education allowance, LTC etc. have been accounted for on receipt basis.

#### 2. REVENUE RECOGNITION

- a. Fees from Students collected separately for each semester and Interest on Savings Bank account are accounted on cash basis.
- b. Interest on Investments is accounted for on accrual basis.

#### 3. FIXED ASSETS AND DEPRECIATION

- a. Fixed assets are stated at cost of acquisition including inward freight, duties and taxes and incidental and direct expenses related to acquisition, installation and commissioning.
- b. Fixed assets are valued at cost less accumulated depreciation. Depreciation on fixed assets is provided on Straight line method, at the following rates:

##### Tangible Assets:

|  |      |
|--|------|
| i. Land                                  | 0%   |
| ii. Buildings                            | 0%   |
| iii. Electrical Installation & Equipment | 5%   |
| iv. Scientific & Laboratory Equipment    | 8%   |
| v. Office Equipment                      | 7.5% |
| vi. Audio Visual Equipment               | 7.5% |
| vii. Computers & Peripherals             | 20%  |
| viii. Furniture, Fixtures & Fittings     | 7.5% |
| ix. Lib. Books & Scientific Journals     | 10%  |

##### Intangible Assets (Amortization):

|                       |     |
|-----------------------|-----|
| i. E-Journals         | 40% |
| ii. Computer Software | 40% |

- c. Depreciation is provided for the whole year on the additions during the year.
- d. Assets acquired from project is not taken into fixed asset of AUD, the same will be taken into AUD stock after the completion of project and on physically handing over to GIA. This will however be subject to Project terms and conditions.
- e. At present, no such assets are taken into the Asset Register which was purchased out of Project Funds.
- f. Where an asset is fully depreciated, it will be carried at a residual value of Re 1 in the Balance Sheet and not be further depreciated. Therefore, depreciation is calculated on the additions of each year separately at the rate of depreciation for that asset head.



## AUD-ANNUAL ACCOUNT 2018-19

### AMBEDKAR UNIVERSITY DELHI

g. Assets, the individual value of each of which is Rs. 2000 or less (except Library Books) are treated as Small Value Assets, 100% depreciation is provided in respect of such assets at the time of their acquisition. However physical accounting and control are continued by the holders of such assets.

4. **INTANGIBLE ASSETS:** Computer Software and E-Journals are grouped under Intangible Assets.

#### 5. STOCKS

Expenditure on purchase of chemicals, glassware, publications and other stores is accounted as revenue expenditure. Except that the value of closing stocks held on 31st March is set up as inventories by reducing the corresponding Revenue Expenditure on the basis of information obtained from Departments. They are valued at cost.

#### 6. RETIREMENT BENEFITS

Provision for Gratuity and Leave Encashment are provided on basis of Actuarial valuation. Capitalized Value of pension and gratuity received from previous employers of the Institution's employees, who have been absorbed in the Institution, is credited to the respective Provision Accounts. Pension contribution received in respect of employees on deputation is also credited to the Provision for Pension Account. The Actual payments of Pension, Gratuity and Leave encashment are debited in the Accounts to the respective provisions. Other retirement benefits viz. Deposit Linked Insurance, Contribution to New Pension Scheme, Medical reimbursement to retired employees and Travel to Home Town on retirement are accounted on accrual basis (actual payments plus outstanding bills at the end of the year)..

#### 7. INVESTMENTS

- a. Long term investments are carried at their cost or face value whichever is lower. However any permanent diminution in their value as on the date of the Balance Sheet is provided for.
- b. Short Term investments are carried at their cost or market value (if quoted) whichever is lower.

#### 8. FARMARKED/ENDOWMENT FUNDS

The following long term funds are earmarked for specific purposes.

- i. Scholarship
- ii. Learning Enhancement
- iii. Student Welfare Fund
- iv. Application Fee

Each of the funds has a separate bank account. Interest on Savings Bank Accounts is credited to the respective Funds. The expenditure and advances (in the case of House Building & Conveyance/Computer) are debited to the fund. The balance in the respective funds is carried forward and is represented on the assets side by the balance at Bank, Investments and Accrued Interest.

##### a. Endowment Funds

The following Endowment Funds are created under UDF in Ambedkar University Delhi

- i. Student Travel and Exchange Programme Fund
- ii. Academic Chairs Fund





## AMBEDKAR UNIVERSITY DELHI

- iii. Research Endowment Fund
- iv. Central Pool of UDF

While each of the Endowment funds has its own investment there is one savings Bank Account for all the Endowment funds, as the uninvested balances against them are negligible

The income from investment of each Endowment Fund is added to the Fund. The interest on Savings Bank Account is also added to each Endowment fund. The expenditure is met from the interest earned on investment of the respective Endowment funds and the balance is carried forward.

The balances are represented by Investment in Fixed Deposits and balance in the Saving Bank Account common for all Endowments, and Accrued Interest on Investments.

### 9. GOVERNMENT AND UGC GRANTS

Government Grants and UGC grants are accounted for on realization basis. However, where a sanction for release of grant pertaining to the financial year is received before 31 " March and the grant is actually received in the next financial year, the grant is accounted on accrual basis and an equal amount is shown as Amount in Transit.

### 10. SPONSORED PROJECTS

- a. In respect of ongoing Sponsored Projects, the amounts received from sponsors are credited to the head "Current Liabilities and Provisions -Current Liabilities -Other Liabilities -Receipts against ongoing sponsored projects." As and when expenditure is incurred /advances are paid against such projects, or the concerned project account is debited with allocated overhead charges, the liability account is debited.
- b. In addition to the Earmarked Fund for the Junior Research Fellowships funded by the University Grants Commission, Fellowships and Scholarships are also sponsored by various organizations. These are accounted in the same way as Sponsored Projects except that the expenditure generally is only on disbursement of Fellowships and Scholarships, which may include allowances for contingent expenditure by the Fellows and scholars.
- c. The Institution itself also awards Fellowships and Scholarships, which are accounted as Academic expenses.

### 11. INCOME TAX

The income of the University is exempt from Income Tax under section 10(23C) of the Income Tax Act, 1961, hence no provision is therefore made in the accounts.



**AUD-ANNUAL ACCOUNT 2018-19**  
**AMBEDKAR UNIVERSITY DELHI**

**SCHEDULE-24**

**NOTES TO ACCOUNTS**

**1. FIXED ASSETS:**

- a. Additions in the year to Fixed Assets in Schedule 4 include Assets purchased out of Plan Funds.
- b. Depreciation Amounting to Rs. 5,57,33,964 is charged during the financial year.
- c. Assets purchased from Campus Development Amounting to Rs.13,57,118 are set up by credit to capital Fund.
- d. Fixed assets as set out in Schedule 4 do not include assets purchased out of funds of sponsored projects, held and used by the Institution, as project contracts include stipulations that all such assets purchased out of projects funds will remain the property of the sponsors.
- e. Initial expenses such as Electricity Charges, Security Expenses and Repair/Renovation of boundary wall on construction work at Dheerpur, Rohini and Madrasa road Campuses are charged to preliminary expenses of the respective campuses and shown as Work – in – Progress.

**2. EXPENDITURE IN FOREIGN CURRENCY:**

|                           |   |                   |
|---------------------------|---|-------------------|
| a. Travel (Paid in INR)   | - | Rs. 1,65,399/-    |
| b. Purchase of Software   | - | Rs. 4,85,418/-    |
| c. Purchase of E-Journals | - | Rs. 2,94,87,648/- |

**3. CURRENT ASSETS, LOAN AND ADVANCES**

In the opinion of the Management, the current assets, Loans, Advances and Deposits have a value on realization in the ordinary course, equal at least to the aggregate amount shown in the Balance Sheet.

- 4. Liability on account of ground rent payable for Dheerpur campus amounting to Rs. 10.44 Crores is booked upto 2018-19 as follows:**

|                       |   |                   |
|-----------------------|---|-------------------|
| Prior Period Expenses | - | Rs. 7,02,80,660/- |
| Rent Rate & taxes     | - | Rs. 3,42,00,083/- |

- 5. The accounts of the university are prepared in accordance with the revised format of financial statements and schedules as circulated by the Ministry of Human Resource Development, Department of Higher Education.**
- 6. The previous year's figures have been rearranged and regrouped, wherever necessary.**
- 7. Prior Period Expenses includes a sum of Rs. 7.69 Crores in the Financial Year 2017-18 in respect of following expenditures:**
- |                                    |   |                  |
|------------------------------------|---|------------------|
| Academic Expenses                  | - | Rs. 2,439,205/-  |
| Administrative Expenses            | - | Rs. 3,079,939/-  |
| Repair & Maintenance Expenses      | - | Rs. 1,100,677/-  |
| Capital WIP (Ground Rent Dheerpur) | - | Rs. 702,80,660/- |

- 8. Figures in the final accounts have been rounded off to the nearest rupee.**







## AMBEDKAR UNIVERSITY DELHI

9. Schedules 1 to 24 are annexed to and form an integral part of the Balance Sheet as at 31<sup>st</sup> March, 2019 and the Income & Expenditure account for the year ended on that date.



AMBEDKAR UNIVERSITY DELHI

Annexure - 1  
Deposits from Students

| S. No. | Student Fee Liability | Opening Balance |                      | Additions during the year |                          | Total       |                      | Expenditure during the year |             | Closing Balance      |             | Total |
|--------|-----------------------|-----------------|----------------------|---------------------------|--------------------------|-------------|----------------------|-----------------------------|-------------|----------------------|-------------|-------|
|        |                       | Deposit         | Accumulated Interest | Additions during the year | Interest during the year | Deposit     | Accumulated Interest | Expenditure during the year | Deposit     | Accumulated Interest |             |       |
| 1      | Caution Money         | 1,69,20,800     | 3,97,034             | 7683000                   | 5,75,434                 | 2,46,03,800 | 9,72,468             | 28,10,000                   | 2,17,93,800 | 9,72,468             | 2,27,66,268 |       |
| 2      | Co-Curricular         | 44,17,349       | 1,38,675             | 1405000                   | 1,17,283                 | 58,22,349   | 2,55,958             | 19,02,168                   | 39,20,181   | 2,55,958             | 41,76,139   |       |
| 3      | Course Material       | 46,61,761       | 1,27,828             | 897000                    | 1,66,121                 | 55,58,761   | 2,93,949             | 1,49,970                    | 54,08,791   | 2,93,949             | 57,02,740   |       |
| 4      | Extra Mural           | 47,50,250       | 1,07,575             | 2054200                   | 1,38,413                 | 68,04,450   | 2,45,988             | 13,09,238                   | 54,95,212   | 2,45,988             | 57,41,200   |       |
|        | Total                 | 3,07,50,160     | 7,71,112             | 1,20,39,200               | 9,97,251                 | 4,27,89,360 | 17,68,363            | 61,71,376                   | 3,66,17,984 | 17,68,363            | 3,83,86,347 |       |

(Amount in Rs.)





## AMBEDKAR UNIVERSITY DELHI

### Annexure - 2

#### Sundry Creditors-Goods

(Amount in Rs.)

| S. No. | Particulars                      | 2018-19   | 2017-18   |
|--------|----------------------------------|-----------|-----------|
| 1      | Abhija Ghosh                     | 50,000    | -         |
| 2      | Airtel Relationship No. 12475121 | 2,477     | -         |
| 3      | Alert Pest Control               | 16,563    | 16,563    |
| 4      | Alka Raj-Creditors               | 5,343     | -         |
| 5      | Amrita Arora                     | 4,850     | -         |
| 6      | Anand Prakash                    | 4,850     | -         |
| 7      | Angomcha Bimol Akoijam           | 3,350     | -         |
| 8      | Anshul Singh                     | 2,300     | -         |
| 9      | Anshumal Dikshit                 | 50,000    | -         |
| 10     | Anupama Roy                      | 3,350     | -         |
| 11     | Arjun Sondhi                     | 50,000    | -         |
| 12     | Arvind Elangovan                 | 10,050    | -         |
| 13     | Atul Satya Kaushik               | 4,850     | -         |
| 14     | Avjit Chakravarti                | 3,350     | -         |
| 15     | Bhaskarjit Neog                  | 6,700     | -         |
| 16     | Binu Ann Joseph                  | 32,500    | -         |
| 17     | Brijwasi Book Distributors       | 41,975    | -         |
| 18     | Cengage Learning India Pvt. Ltd. | 6,28,926  | -         |
| 19     | Central News Agency (P) Ltd      | 96,285    | -         |
| 20     | Chitra Chanasekhar-Creditors     | 12,500    | -         |
| 21     | C. P. Chanasekhar                | 3,350     | -         |
| 22     | C. P. Gupta                      | 4,850     | -         |
| 23     | Deboshree A. Ganguly             | 29,355    | -         |
| 24     | Deepa Eng. Co.                   | 1,98,370  | 2,25,380  |
| 25     | Devena Sharma                    | 4,850     | -         |
| 26     | Dtdc Ltd                         | -         | 30,07,693 |
| 27     | Gul Khan                         | -         | 6,505     |
| 28     | Gunjan Associate                 | 214       | -         |
| 29     | Harsha Rana                      | 32,500    | -         |
| 30     | Harsh Vardan Singh               | 50,000    | -         |
| 31     | Hitesh Sood                      | 50,000    | -         |
| 32     | Home Style                       | 1,59,620  | 1,59,620  |
| 33     | I.P. Pasricha & Co.              | 750       | -         |
| 34     | Komita Dhandra                   | 50,000    | -         |
| 35     | Kunal Kishore                    | 25,000    | -         |
| 36     | Kuriakose Mamkootam              | 9,700     | -         |
| 37     | Madan Prasad Bezbaruah           | 3,350     | -         |
| 38     | Mahajan Sports                   | 26,002    | -         |
| 39     | Mayur Enterprises                | 1,770     | -         |
| 40     | Momentum Techsys Pvt Ltd         | 12,500    | -         |
| 41     | Mukesh Kumar Mehlawat            | 1,09,700  | -         |
| 42     | Pratiman                         | 1,000     | -         |
| 43     | Prayag Heritage Pvt. Ltd.        | 31,800    | 31,800    |
| 44     | Radhika Aggarwal                 | 32,500    | -         |
| 45     | Rajesh Jain                      | 6,700     | -         |
| 46     | Ramesh Chander Sharma            | 2,905     | -         |
| 47     | Ramesh Krishnan                  | 50,000    | -         |
| 48     | Richa Shrivastava                | 32,500    | -         |
| 49     | R. K. Gupta                      | 4,850     | -         |
| 50     | Sachdeva Furniture House         | 7,85,825  | -         |
| 51     | Sage Publication India Pvt. Ltd. | 42,35,304 | -         |
| 52     | Saibal Paul                      | 4,850     | -         |
| 53     | Sakshi Malik                     | 50,000    | -         |
| 54     | Sameer Khan                      | 3,906     | -         |



## AUD-ANNUAL ACCOUNT 2018-19

| S. No. | Particulars                         | 2018-19          | 2017-18          |
|--------|-------------------------------------|------------------|------------------|
| 55     | Sandeep Khanna                      | 14,550           | -                |
| 56     | Sangeeta Barooah Pisharoty          | 3,350            | -                |
| 57     | Sanju Thomas                        | 4,384            | -                |
| 58     | Seema Vasudeva                      | 4,850            | -                |
| 59     | Severin Kuok                        | 50,000           | -                |
| 60     | Shabdarth                           | 91,088           | -                |
| 61     | Shivani Kapoor                      | 4,850            | -                |
| 62     | Shubhra Gupta                       | 1,00,000         | -                |
| 63     | Speaking Tiger Publishing P. Ltd.   | 2,71,296         | -                |
| 64     | Sulabh International Service Org    | 10,10,626        | 11,69,494        |
| 65     | Swastik Construction Pvt Ltd.       | 37,713           | 37,713           |
| 66     | Swasti Pachauri                     | 30,150           | -                |
| 67     | Tiger Force Security Services       | 11,29,380        | 30,56,567        |
| 68     | Unic Software Technology ( P ) Ltd. | 21,960           | -                |
| 69     | Vaibhav Arora                       | 13,400           | -                |
| 70     | Vikas Electrical Works              | 9,370            | 7,179            |
| 71     | Vodafone Mobile Services Limited    | 4,712            | -                |
| 72     | Rekha Sharma Sen                    | 3,350            | 3,350            |
| 73     | Sulabh International                | -                | 2,27,494         |
| 74     | Tiger Force Security Services       | -                | 4,45,299         |
|        | <b>Total</b>                        | <b>98,49,269</b> | <b>83,94,657</b> |

### Annexure - 3

#### Sundry Creditors- Capital Goods

(Amount in Rs.)

| S. No. | Particulars                            | 2018-19          | 2017-18       |
|--------|--|------------------|---------------|
| 1      | Atlantic Publishers & Distributors     | 1,01,006         | -             |
| 2      | Bhartiya Sahitya Bhawan                | 15,947           | -             |
| 3      | Govinda Book House                     | 1,80,165         | -             |
| 4      | International Book Distributor         | 6,42,386         | -             |
| 5      | K.K. Books Distributor                 | 1,118            | -             |
| 6      | Mansarover Industrial Corporation      | 33,000           | 33,000        |
| 7      | NEWAGE Furniture Innovations Pvt. Ltd. | 47,211           | 47,211        |
| 8      | Overseas Press India (P) Ltd.          | 2,576            | -             |
| 9      | Pragati Publications                   | 35,535           | -             |
| 10     | Red Rose Book Enterprises              | 33,224           | -             |
|        | <b>Total</b>                           | <b>10,92,168</b> | <b>80,211</b> |





| <b>Annexure - 4</b>           |   |                        |                |
|-------------------------------|---|------------------------|----------------|
| <b>Earnest Money Deposits</b> |   | <b>(Amount in Rs.)</b> |                |
| <b>S. No.</b>                 | <b>Party's Name</b>                     | <b>2018-19</b>         | <b>2017-18</b> |
| 1                             | Aashyana Decorators                     | 25,000                 | -              |
| 2                             | Aggarwal Structural Consultants P Ltd.  | 25,000                 | -              |
| 3                             | Agile Works Pvt. Ltd.                   | 12,500                 | -              |
| 4                             | A.K. Enterprises                        | 38,500                 | 4,345          |
| 5                             | Allied Publishers                       | 10,000                 | 10,000         |
| 6                             | All India society for environment cause | 1,000                  | 1,000          |
| 7                             | Ambica Electricals                      | 18,000                 | -              |
| 8                             | Annapoorna Ind. Corp.                   | 7,000                  | 7,000          |
| 9                             | Anshul Singh                            | 5,000                  | -              |
| 10                            | Antrax Technologies                     | -                      | 17,000         |
| 11                            | Aqua Health Care                        | -                      | 5,000          |
| 12                            | Art design print solution               | 25,000                 | 25,000         |
| 13                            | Artline Press & Publishers P. Ltd.      | 10,000                 | -              |
| 14                            | Atlantic Pub. & Distributors P. Ltd     | 30,000                 | 10,000         |
| 15                            | Aviva Books Company                     | 10,000                 | 10,000         |
| 16                            | Balaji AD Printers                      | 10,000                 | -              |
| 17                            | Bharatiya Sahitya Bhawan                | 30,000                 | 10,000         |
| 18                            | Biz Technologies Ltd                    | 12,000                 | 12,000         |
| 19                            | Book Seller                             | 10,000                 | 10,000         |
| 20                            | Bookwell Publication                    | 30,000                 | 10,000         |
| 21                            | Brijwasi Book Distributors              | 20,000                 | 10,000         |
| 22                            | Central Agency Pvt. Ltd.                | 10,000                 | -              |
| 23                            | Chhavi Farms & Nursery                  | 4,000                  | 4,000          |
| 24                            | Clifford Facility Services P. Ltd       | -                      | 6,98,000       |
| 25                            | Communication & Network                 | 25,000                 | 25,000         |
| 26                            | Cummins Sales & Service                 | 2,596                  | 2,596          |
| 27                            | Deepa Engg. co.                         | 1,500                  | 9,500          |
| 28                            | Dhanesh Printographic                   | -                      | 10,000         |
| 29                            | Dilawar Khan                            | 5,000                  | 5,000          |
| 30                            | Efficient Book Distribution             | 10,000                 | 20,000         |
| 31                            | Elite Pub. & Distributors               | 10,000                 | 10,000         |
| 32                            | Empire Furniture Co.                    | 15,000                 | 15,000         |
| 33                            | Euro Marketing (India)                  | -                      | 3,000          |
| 34                            | Foundtek Consultants P. Ltd.            | 6,000                  | -              |
| 35                            | Friends Detective Security Services     | -                      | 6,98,000       |
| 36                            | Gaurav Tent Decorators                  | 25,000                 | -              |
| 37                            | GLOBE PUBLICATION P. LTD.               | 10,000                 | -              |
| 38                            | Glodyne Technoserve Ltd.                | 16,000                 | 16,000         |
| 39                            | Govinda Book Hourse                     | 30,000                 | 10,000         |
| 40                            | Gulkhan                                 | 5,000                  | 5,000          |
| 41                            | Gunjan Associates                       | 2,50,000               | -              |
| 42                            | Gupta Caterers & Maintenance            | 25,000                 | 25,000         |
| 43                            | Hari Ions India                         | -                      | 5,000          |
| 44                            | Home style                              | 28,250                 | 1,54,750       |
| 45                            | IANS India Pvt. Ltd.                    | 36,000                 | -              |
| 46                            | Indica Publishers & Distributors P. Ltd | 10,000                 | 10,000         |
| 47                            | Informatics publishing ltd.             | 5,000                  | 5,000          |
| 48                            | Intakab Alam                            | 500                    | 500            |
| 49                            | Intercontinental Book Agency            | 10,000                 | -              |
| 50                            | International Book Agency               | 20,000                 | 10,000         |
| 51                            | International Book Centre               | 30,000                 | 10,000         |
| 52                            | International Book Distributors         | 30,000                 | 10,000         |
| 53                            | IT Solutions                            | -                      | 17,000         |
| 54                            | Jagjeet Singh                           | 6,500                  | 6,500          |
| 55                            | Jain Stationers                         | 5,000                  | -              |



## AUD-ANNUAL ACCOUNT 2018-19

| S. No. | Party's Name                                      | 2018-19  | 2017-18  |
|--------|---|----------|----------|
| 56     | Jain V. & Co.                                     | 10,000   | -        |
| 57     | Jay mahaveer engg. vdyog.                         | 500      | 500      |
| 58     | Junati Innvations P. Ltd.                         | 22,200   | -        |
| 59     | Jupiter Administrative & Security Services P. Ltd | -        | 6,98,000 |
| 60     | Kamal Kumar                                       | -        | 10,000   |
| 61     | Keniya Bhandar                                    | 5,000    | -        |
| 62     | Kilaso Books                                      | 30,000   | 10,000   |
| 63     | K.K. Book Distributors                            | 30,000   | 10,000   |
| 64     | Kool Planet Enterprises                           | 3,000    | -        |
| 65     | Kore Security Services                            | -        | 6,98,000 |
| 66     | Krona Liqueatec Ltd.                              | 12,250   | -        |
| 67     | Malika AirConditioning Co.                        | 10,000   | 10,000   |
| 68     | Manohar Pub. & Distributors                       | 10,000   | 10,000   |
| 69     | Manoj Kumar                                       | 1,000    | 1,000    |
| 70     | Methodox pvt. ltd.                                | 500      | 500      |
| 71     | Metrohm India Limited                             | 17,000   | 17,000   |
| 72     | Mi2C Security and Facilities P. Ltd               | -        | 6,98,000 |
| 73     | Neo Tell India                                    | 10,000   | -        |
| 74     | Newage Furniture Innovation Pvt. Ltd.             | 500      | 500      |
| 75     | New Way Office Automation Technology              | 5,000    | 5,000    |
| 76     | N.V. Enterprises                                  | 20,000   | 20,000   |
| 77     | Ocean Networks                                    | 5,000    | -        |
| 78     | Orange Book International                         | -        | 10,000   |
| 79     | Overseas Press India P Ltd                        | 10,000   | 10,000   |
| 80     | Peace Thesis & Xerox Centre                       | -        | 10,000   |
| 81     | Pragati Publications                              | 20,000   | 10,000   |
| 82     | Prakashan Sansthan                                | 10,000   | 10,000   |
| 83     | Pravag Heritage Pvt Ltd                           | -        | 17,500   |
| 84     | Priyam Agency                                     | 1,00,000 | -        |
| 85     | R K Books   | -        | 20,000   |
| 86     | Rajkamal Prakashan P. Ltd.                        | 10,000   | 10,000   |
| 87     | Rajmala construction Pvt. Ltd..                   | 1,500    | 23,950   |
| 88     | Rakshak Securities P Ltd                          | -        | 6,98,000 |
| 89     | Ranjeet Enterprises                               | 9,000    | -        |
| 90     | Raunak Electrostat                                | -        | 10,000   |
| 91     | Red Rose Book Enterprises                         | 30,000   | 10,000   |
| 92     | R K Books   | 10,000   | -        |
| 93     | RNK SUN SYSTEMS P LTD                             | -        | 17,000   |
| 94     | Sachdeva Furniture House                          | 25,000   | -        |
| 95     | Sadik   | 5,000    | 5,000    |
| 96     | Safe Aqua Water Solution                          | -        | 5,000    |
| 97     | Sakshi Nursery                                    | 1,000    | 1,000    |
| 98     | Sarvesh Security Services P Ltd                   | -        | 6,98,000 |
| 99     | Satish Serial Publication                         | 10,000   | -        |
| 100    | Segment Book Distributors                         | 30,000   | 10,000   |
| 101    | Shri Balaji Mineral Company                       | -        | 5,000    |
| 102    | Smart Forms                                       | 10,000   | -        |
| 103    | Software One                                      | 2,000    | 2,000    |
| 104    | Spare 4 Business                                  | 90,000   | -        |
| 105    | Siri Shakti.                                      | 20,000   | 20,000   |
| 106    | Subhadar Trading Co.                              | 5,000    | -        |
| 107    | Sunrise Books                                     | 20,000   | -        |
| 108    | Suprit Enterprises                                | -        | 1,080    |
| 109    | Swastik Construction Company                      | 8,00,000 | -        |
| 110    | Symmetrix the Design                              | -        | 4,000    |
| 111    | Synergy Books India                               | 10,000   | 10,000   |
| 112    | Systech Technocraft Service                       | 85,395   | 85,395   |





| S. No. | Party's Name                                    | 2018-19          | 2017-18          |
|--------|---|------------------|------------------|
| 113    | Techniz Book International                      | 10,000           | -                |
| 114    | Technocal Burean India P. Ltd.                  | 20,000           | -                |
| 115    | The Book Seller                                 | 10,000           | -                |
| 116    | The Cooling Lab                                 | 3,00,000         | -                |
| 117    | Tiger 4 Security & Detective India Pvt. Ltd.    | -                | 6,98,000         |
| 118    | Tiger Force Security Services                   | -                | 6,98,000         |
| 119    | Today & Tomorrow's Printers and Publishers      | 10,000           | 10,000           |
| 120    | Triumph Media Tech (P) Ltd.                     | 45,000           | -                |
| 121    | Twenty Four Secure services P. Ltd.             | -                | 6,98,000         |
| 122    | Uppal Book Store                                | 30,000           | 10,000           |
| 123    | Vani Prakashan                                  | -                | 10,000           |
| 124    | Vardhman Books                                  | 10,000           | 10,000           |
| 125    | Vikas Electrical Works                          | -                | 4,500            |
| 126    | Well Protect Manpower Security Services P. Ltd. | -                | 6,98,000         |
|        | <b>TOTAL</b>                                    | <b>29,01,191</b> | <b>86,56,116</b> |

**Performance Guarantee**

(Amount in Rs.)

| S. No. | Party's Name                               | 2018-19 | 2017-18 |
|--------|--|---------|---------|
| 1      | Academic Publication                       | -       | 10,000  |
| 2      | Alert Pest Control                         | 17,200  | 17,200  |
| 3      | Ambica Caterers                            | 60,000  | 10,000  |
| 4      | Arya Exhibition & Conference Services      | -       | 60,000  |
| 5      | Atlantic Publishers & Distributors P. Ltd. | -       | 10,000  |
| 6      | Avior Technologies P. Ltd.                 | 6,200   | 6,200   |
| 7      | Aviva Books                                | -       | 10,000  |
| 8      | Bhambra Glass Concepts                     | 11,250  | 11,250  |
| 9      | Bookwell Publications                      | -       | 10,000  |
| 10     | City Computers                             | 700     | 700     |
| 11     | Delhi Trophy. Com                          | 7,140   | 7,140   |
| 12     | Elite Publishers Distributors              | -       | 10,000  |
| 13     | Empire Furniture Co.                       | 3,000   | 3,000   |
| 14     | GAMS & Associates                          | 15,000  | -       |
| 15     | Govinda Book House                         | -       | 10,000  |
| 16     | GPS Office Equipment Pvt. Ltd.             | 15,000  | 15,000  |
| 17     | Gulkhan                                    | -       | 20,000  |
| 18     | IANS India Pvt Ltd                         | 18,000  | 18,000  |
| 19     | Indica Publishers & Publications           | -       | 10,000  |
| 20     | International Book Distributors            | -       | 10,000  |
| 21     | Intex Industries                           | 2,500   | 2,500   |
| 22     | I P Pasricha & Co.                         | 20,650  | -       |
| 23     | Jain Stationers                            | -       | 25,000  |
| 24     | Junati Innovations                         | 15,000  | 15,000  |
| 25     | Kailash Chand Jain & Co.                   | -       | 15,000  |
| 26     | Kamal Kumar                                | 25,000  | -       |
| 27     | Keniya Bhandar                             | 56,000  | 56,000  |
| 28     | Kilaso Books                               | -       | 10,000  |
| 29     | K.K. Books Distributors                    | -       | 10,000  |
| 30     | Manohar Publications Distributors          | -       | 10,000  |
| 31     | Neotell India                              | 4,000   | -       |
| 32     | Okaya Power Pvt. Ltd.                      | -       | 5,000   |
| 33     | Prakashan Sansthan                         | -       | 10,000  |
| 34     | Prateek computer peripherals               | 21,900  | 21,900  |
| 35     | Raj Kamal Prakashan P. Ltd.                | -       | 10,000  |
| 36     | RNK SUN SYSTEM P. LTD.                     | 30,450  | 13,150  |
| 37     | Roshni Enterprises                         | 2,400   | 2,400   |
| 38     | Segment Books Distributors                 | -       | 10,000  |



## AUD-ANNUAL ACCOUNT 2018-19

| S. No.                                     | Party's Name                                      | 2018-19          | 2017-18          |
|--|---|------------------|------------------|
| 39   | Sulabh International Social Services Organization | 25,000           | 25,000           |
| 40   | Synergy Books India                               | -                | 10,000           |
| 41   | Today & Tomorrow Printers & Publishers            | -                | 10,000           |
| 42   | Uppar Book Store                                  | -                | 10,000           |
| 43   | Vardhman Books                                    | -                | 10,000           |
|  | <b>Total B</b>                                    | <b>3,56,390</b>  | <b>5,29,440</b>  |
| <b>Retention Money</b> (Amount in Rs.)     |   |                  |                  |
| S. No.                                     | Party's Name                                      | 2018-19          | 2017-18          |
| 44   | Abhimanyu Interiors Contractor - Retain Amount    | 19,125           | -                |
| 45   | Agile Works P. Ltd. Retation Amount               | 72,705           | -                |
| 46   | A.K. Enterprises                                  | 43,544           | 3,796            |
| 47   | Anshul Singh                                      | 55,602           | -                |
| 48   | Chhavi Farms & Nursery                            | 3,112            | 3,112            |
| 49   | Deepa Eng. Co.                                    | 1,00,000         | 1,50,366         |
| 50   | GAMS & Associates                                 | -                | 15,000           |
| 51   | Gul khan  | 13,019           | -                |
| 52   | Home style  | -                | 1,39,533         |
| 53   | Kool Planet Enterprises                           | 16,670           | -                |
| 54   | Pandit Construction                               | 10,184           | 10,184           |
| 55   | Pest Management and Allied Serv.                  | 2,950            | -                |
| 56   | Prayag Heritage Pvt Ltd                           | -                | 22,250           |
| 57   | Sharan Constructions                              | 6,728            | -                |
| 58   | Sulabh International Services Org                 | 3,66,957         | -                |
| 59   | SVM TInfraestate P. Ltd.                          | 65,730           | -                |
| 60   | Symmetrix the Design Studio                       | -                | 2,378            |
| 61   | Turnitin LLC - Performance Security               | 54,582           | -                |
| 62   | Vikas Electrical Works                            | 3,050            | 4,473            |
|  | <b>Total C</b>                                    | <b>8,33,958</b>  | <b>3,51,092</b>  |
| <b>Securities Deposits</b> (Amount in Rs.) |   |                  |                  |
| S. No.                                     | Party's Name                                      | 2018-19          | 2017-18          |
| 1  | Ankur Dhir  | 12,000           | -                |
|  | <b>Total</b>                                      | <b>12,000</b>    | <b>-</b>         |
| <b>Grand Total(A+B+C)</b>                  |   | <b>41,03,539</b> | <b>95,36,648</b> |







## AMBEDKAR UNIVERSITY DELHI

### Annexure - 5

### Statutory Dues

(Amount in Rs.)

| S. No.   | Particulars                      | 2018-19         | 2017-18         |
|----------|----------------------------------|-----------------|-----------------|
| <b>1</b> | <b>GIA</b>                       |                 |                 |
|          | TDS 192A                         | 75,009          | 36,051          |
|          | TDS 194C                         | 1,83,243        | 1,20,386        |
|          | TDS 194 J                        | 8,580           | -               |
|          | TDS 194J                         | 1,01,352        | 28,200          |
|          | TDS on GST                       | 66,120          | -               |
|          | <b>Total(A)</b>                  | <b>4,34,304</b> | <b>1,84,637</b> |
| <b>2</b> | <b>Karampura</b>                 |                 |                 |
|          | TDS 194C                         | -               | 19,709          |
|          | TDS 194I                         | -               | 7,800           |
|          | TDS 194J                         | -               | 67,150          |
|          | <b>Total(B)</b>                  | <b>-</b>        | <b>94,659</b>   |
| <b>3</b> | <b>Fees</b>                      |                 |                 |
|          | TDS 194C FEES                    | -               | 13,728          |
|          | TDS 194J FEES                    | 507             | 7,000           |
|          | <b>Total(C)</b>                  | <b>507</b>      | <b>20,728</b>   |
| <b>4</b> | <b>Sponsored Projects</b>        |                 |                 |
|          | <b>CECED</b>                     |                 |                 |
|          | TDS 194 C                        | 12,310          | -               |
|          | TDS 194 J                        | 32,750          | 3,000           |
|          | TDS on GST                       | 7,980           | -               |
|          | <b>Projects other than CECED</b> |                 |                 |
|          | TDS 194 C                        | -               | 2,550           |
|          | Tds 194 J                        | -               | 2,847           |
|          | Tds on GST                       | 3,876           | -               |
|          | <b>JIT</b>                       |                 |                 |
|          | TDS 194 J                        | 2,425           | 4,500           |
|          | <b>Ford Foundation</b>           |                 |                 |
|          | TDS 194 J                        | 13,250          | -               |
|          | <b>PWC</b>                       |                 |                 |
|          | TDS 194 J                        | 16,000          | -               |
|          | <b>UGC</b>                       |                 |                 |
|          | TDS 194C                         | 2,600           | -               |
|          | <b>Total</b>                     | <b>91,191</b>   | <b>12,897</b>   |
|          | <b>Grand Total (A+B+C)</b>       | <b>5,26,002</b> | <b>3,12,921</b> |



| <b>AMBEDKAR UNIVERSITY DELHI</b> |   |                     |                        |
|----------------------------------|---|---------------------|------------------------|
| <b>Annexure - 6</b>              |   |                     |                        |
| <b>Amount Payable</b>            |   |                     | <b>(Amount in Rs.)</b> |
| S. No.                           | Particulars   | 2018-19             | 2017-18                |
| 1                                | Amount Payable (A/c - 19656)                          | 40,096              | 1,10,326               |
| 2                                | Amount Payable (A/c - 19657)                          | -                   | 3,75,300               |
| 3                                | Stale cheques Pending :                               |                     |                        |
| (a)                              | GIA A/c   | 19,34,424           | 18,12,189              |
| (b)                              | Fees A/c  | 23,93,734           | 21,91,718              |
| 4                                | Amount payable/recoverable to staff                   |                     |                        |
| (a)                              | Anshu Gupta   | -                   | 21,315                 |
| (b)                              | IGNOU   | -                   | 1,148                  |
| 5                                | Employees Liability:                                  |                     |                        |
| (a)                              | Interest on NPS                                       | 52,77,336           | 44,13,648              |
| (b)                              | NPS (NSDL) Fund Employee Share (Administrative Staff) | 5,85,228            | 8,15,480               |
| (c)                              | NPS (NSDL) Fund Employee Share (Academic Staff)       | 1,00,79,341         | 74,87,781              |
| (d)                              | Leave salary contribution payable                     | 6,48,830            | 6,48,830               |
| 5                                | Provision for expenses payable                        | 80,95,425           | -                      |
| 6                                | Electricity & Water Charges Payable                   | 6,89,504            | 4,71,772               |
| 7                                | Electricity Charges Payable (Karampura Campus)        | -                   | 1,21,320               |
| 8                                | Audit Fees Payable                                    | 5,21,500            | 1,77,000               |
| 9                                | Water Charges Payable (Delhi Jal Board)               | -                   | 45,831                 |
| 10                               | Rent Rates & Taxes                                    | -                   | 1,10,02,934            |
| 11                               | Ground Rent (Dheerpur Campus)                         | 10,44,80,743        | 8,18,46,000            |
| 12                               | Recruitment Application Fees (2018-19)                | 53,000              | -                      |
|                                  | <b>Total</b>  | <b>13,47,99,161</b> | <b>11,15,42,592</b>    |
| <b>Annexure - 6A</b>             |   |                     |                        |
| <b>Projects Liability</b>        |   |                     | <b>(Amount in Rs.)</b> |
| S. No.                           | Particulars   | 2018-19             | 2017-18                |
| 1                                | Design Innovation Centre (DIC) Project                | -                   | 15,94,870              |
| 2                                | ECCC Project- Resource Fund                           | -                   | 3,74,883               |
| 3                                | CECFD Project   | 2,01,944            | 10,000                 |
| 4                                | University Grant Commission (UGC)                     | 61,514              | 72,203                 |
|                                  | <b>TOTAL</b>  | <b>2,63,458</b>     | <b>20,51,956</b>       |





## AMBEDKAR UNIVERSITY DELHI

### Annexure - 7

#### Others Investments (UDF)

(Amount in Rs.)

| S. No. | Particulars                    | 2018-19             | 2017-18             |
|--------|--------------------------------|---------------------|---------------------|
| 1      | Academic Chairs Fund           | 4,69,00,000         | 4,69,00,000         |
| 2      | Central Pool of UDF            | 4,68,34,195         | 4,68,34,195         |
| 3      | Research endowment Fund        | 4,69,00,000         | 4,69,00,000         |
| 4      | Student Travel & Exchange Fund | 4,69,00,000         | 4,69,00,000         |
|        | <b>Total</b>                   | <b>18,75,34,195</b> | <b>18,75,34,195</b> |

### Annexure - 8

#### Imprest Accounts

(Amount in Rs.)

| S. No. | Particulars                 | 2018-19         | 2017-18         |
|--------|-----------------------------|-----------------|-----------------|
|        | <b>GIA</b>                  |                 |                 |
| 1      | Advance To Archana Gupta    | 5,000           | 5,000           |
| 2      | A U D II A/c No. 6600502336 | 3               | -               |
| 3      | AUDSGA Account              | 7,115           | -               |
| 4      | Director Cper               | 10,000          | 10,000          |
| 5      | E & M Unit                  | 1,495           | 6,550           |
| 6      | Finance                     | -               | 50,000          |
| 7      | Geetha Venkatraman CpsH     | 10,000          | 10,000          |
| 8      | Impres CELE                 | 10,000          | -               |
| 9      | Academic Services           | 16,938          | 5,719           |
| 10     | Archana Gupta               | 606             | 5,000           |
| 11     | Ar Ss                       | 10,000          | 868             |
| 12     | Asmita Kabra                | 3,219           | 865             |
| 13     | B Mallesha                  | 5               | 10,000          |
| 14     | Cck                         | 10,000          | 2,450           |
| 15     | CUPS                        | 10,000          | -               |
| 16     | Debal C. Kar                | 10,000          | 8,285           |
| 17     | Deepak Kapoor/Ar Hr         | 10,000          | 2,046           |
| 18     | Emc Asmita Kabra            | 14,867          | 14,867          |
| 19     | Estate                      | 9,385           | 2,386           |
| 20     | Geetha Venkatraman Aes      | 500             | 96              |
| 21     | IT                          | 2,760           | -               |
| 22     | Kartik Dave                 | 99              | 1,414           |
| 23     | Manjeet Singh Rana          | 8,067           | 12,047          |
| 24     | Manshi Thapliyal            | 232             | 232             |
| 25     | M.A. Sikandar               | 10,000          | 10,000          |
| 26     | N K Verma (Campus Develop.) | 717             | 10,000          |
| 27     | Planning                    | 7,133           | 7,133           |
| 28     | Rachana Johri               | 5,880           | 5,880           |
| 29     | School Of Design            | 9,932           | 1,654           |
| 30     | SES                         | 1,494           | -               |
| 31     | Imprest - SLGC (Karampura)  | 4,956           | -               |
| 32     | Sis                         | 637             | 1,202           |
| 33     | SVS (Karampura)             | 20,262          | -               |
| 34     | Sumangala Damodaran         | 10,000          | 94              |
| 35     | Sunita Tyagi                | 9,995           | 2,011           |
| 36     | Krishna Menon               | -               | 5,532           |
| 37     | Osd Lodhi Road              | 12,999          | 13,833          |
| 38     | Radharani Chakravarty       | 9,304           | 6,490           |
| 39     | Rajan Krishnan Scce         | -               | 620             |
| 40     | Registrar Aud               | 10,000          | 10,000          |
| 41     | Imprest (Karampura Campus)  | -               | 40,000          |
|        | <b>Total</b>                | <b>2,63,600</b> | <b>2,62,274</b> |



# AUD-ANNUAL ACCOUNT 2018-19

| <b>AMBEDKAR UNIVERSITY DELHI</b> |  |                        |                     |
|----------------------------------|--|------------------------|---------------------|
| <b>Annexure - 9</b>              |  | <b>(Amount in Rs.)</b> |                     |
| <b>Bank Balance</b>              |  |                        |                     |
| S. No.                           | Particulars  | 2018-19                | 2017-18             |
|                                  | <b>GIA A/cs</b>  |                        |                     |
| 1                                | Canara Bank Dwarka - 2226                              | 24,11,057              | 7,08,15,001         |
| 2                                | Canara Bank Kashmere Gate - 51660                      | 4,19,88,829            | 5,12,43,475         |
| 3                                | Canara Bank - NPS Fund - 3872                          | 2,30,39,090            | 1,98,05,244         |
| 4                                | Canara Bank - Salary A/c - 54376                       | 22,16,62,653           | 7,93,01,430         |
| 5                                | Punjab & Sind Bank - 19924                             | 14,85,001              | 7,11,424            |
| 6                                | Punjab & Sind Bank - 19656                             | 8,32,950               | 29,48,882           |
| 7                                | Punjab & Sind Bank - Capital A/c - 19657               | 20,31,37,459           | 79,73,682           |
| 8                                | SBI EMD A/c - 9896                                     | 41,36,218              | 98,78,207           |
|                                  | <b>Karampura</b>                                       |                        |                     |
| 9                                | Indian Bank - 94062                                    | 1,48,481               | 53,933              |
|                                  | <b>TOTAL</b>   | <b>49,88,41,737</b>    | <b>24,27,31,278</b> |
|                                  | <b>Fees A/c</b>  |                        |                     |
| 10                               | Indian Bank - 25941 (Application Fee)                  | 2,86,00,829            | 2,02,69,800         |
| 11                               | Indian Bank - 56598 (Caution Money)                    | 1,50,81,998            | 1,73,17,834         |
| 12                               | Indian Bank - 56871 (Course material)                  | 48,51,709              | 47,89,589           |
| 13                               | HDFC Tuition Fee 492240                                | 5,45,74,349            |                     |
| 14                               | Scholarship - 56463                                    | 47,39,191              | 52,36,033           |
| 15                               | Indian Bank - 56688 (Co - Curricular)                  | 27,63,930              | 44,41,024           |
| 16                               | Indian Bank - 56779 (Extra Mural)                      | 36,67,001              | 45,56,033           |
| 17                               | IndusInd Bank - 5896                                   | 14,74,488              | 13,84,925           |
| 18                               | Learning Enhancement - 56269                           | 2,76,62,708            | 3,66,24,264         |
| 19                               | Punjab & Sind Bank - 19500                             | 32,18,822              | 31,18,922           |
| 20                               | Punjab & Sind Bank - SWF - 19545                       | 84,88,557              | 1,05,46,652         |
| 21                               | Syndicate Bank - Fee A/c - 7012                        | 17,36,902              | 16,23,460           |
| 22                               | Indian Bank - 9545 (Tuition Fee)                       | 3,78,41,925            | 3,93,87,304         |
|                                  | <b>TOTAL</b>   | <b>19,47,02,409</b>    | <b>14,92,95,740</b> |
|                                  | <b>Campus Development A/c</b>                          |                        |                     |
| 23                               | Punjab & Sind Bank - 19379                             | 84,326                 | 80,673              |
|                                  | <b>Project A/cs</b>                                    |                        |                     |
| 24                               | Canara Bank - 4066 CECEFD                              | 3,47,52,960            | 2,76,93,674         |
| 25                               | IndusInd Bank - 99359 (CECED)                          | 1,653                  | 1,55,710            |
| 26                               | IndusInd Bank - 99377 (CECED)                          | 2,292                  | 2,16,060            |
| 27                               | IndusInd Bank - 98961 (Other than CECEFD)              | 51,896                 | 46,06,744           |
| 28                               | IndusInd Bank 99386 (Other than CECEFD)                | 39,507                 | 99,253              |
| 29                               | Syndicate Bank - 7027 JTT (SDTT)                       | 4,87,321               | 27,11,807           |
| 30                               | IDBI Bank Civil Line-0523 (Other than CECEFD)          | 1,32,14,141            | 80,68,989           |
| 31                               | IDBI Bank 4329 SRTT                                    | 30,29,291              | 81,711              |
| 32                               | Syndicate Bank - 89560 UGC Grant (ECCC)                | 27,31,736              | 19,08,822           |
| 33                               | Punjab & Sind Bank - 19655 (Ford Foundation)           | 4,13,289               | 40,73,115           |
| 34                               | Punjab & Sind Bank 19669 - (NSDL Projects)             | 16,67,610              | 7,032               |
| 35                               | Punjab & Sind Bank - 19678 (PWC)                       | 98,095                 | 1,49,285            |
| 36                               | Punjab & Sind Bank - 19670 (Rohini Ghadiok Foundation) | 28,157                 | 7,322               |
| 37                               | Punjab & Sind Bank - 19735 (DIC)                       | 27,19,560              | 53,67,261           |
| 38                               | Indian Bank - 33790 (ECCC)                             | 52,94,532              | 80,59,598           |
| 39                               | Canara Bank - 54826 (SIA Unit Project)                 | 7,39,546               | 5,71,879            |
| 40                               | Punjab & Sind Bank - 20102 (FAUD)                      | 14,81,101              |                     |
|                                  | <b>TOTAL</b>   | <b>6,68,37,016</b>     | <b>6,38,58,935</b>  |
|                                  | <b>UNIVERSITY DEVELOPMENT FUND</b>                     |                        |                     |
| 40                               | Indian Bank A/c No. 6475140852 (Student Travel)        | 57,24,079              | 31,90,010           |
| 41                               | Indian Bank A/c No. 6475141595 (Academic Chair)        | 7,31,99,191            | 2,88,83,340         |
| 42                               | Indian Bank A/c No. 6475142328 (Research Endowment)    | 83,18,725              | 46,61,976           |
| 43                               | Indian Bank A/c No. 6475142963 (Central Pool)          | 76,31,661              | 43,36,687           |
|                                  | <b>TOTAL</b>   | <b>9,48,73,656</b>     | <b>4,18,72,013</b>  |
|                                  | <b>GRAND TOTAL</b>                                     | <b>85,52,54,818</b>    | <b>49,69,57,966</b> |





## AMBEDKAR UNIVERSITY DELHI

### ANNEXURES TO SCHEDULES FORMING PART OF INCOME & EXPENDITURE ACCOUNT FOR THE YEAR ENDED 31st MARCH, 2019

#### Annexure - 10

#### Fees from Students

(Amount in Rs.)

|       | Particulars                      | 2018-19             | 2017-18            |
|-------|----------------------------------|---------------------|--------------------|
|       | Tuition Fee                      | 11,47,58,400        | 8,74,40,553        |
| Less: | Fee Refund                       | 71,51,899           | 67,60,500          |
|       | <b>Gross Tuition Fee</b>         | <b>10,76,06,501</b> | <b>8,06,80,053</b> |
| Less: | Fees Waiver                      | 3,39,41,123         | 2,84,71,817        |
|       | <b>Total Tuition Fee</b>         | <b>7,36,65,378</b>  | <b>5,22,08,236</b> |
| Less: | Transfer to Scholar Ship         | 73,66,538           | 52,20,824          |
| Less: | Transfer to Learning Enhancement | 1,65,74,710         | 1,17,46,853        |
| Less: | Transfer to SWF                  | 27,62,560           | 22,53,600          |
|       | <b>Total Tuition Fee</b>         | <b>4,69,61,570</b>  | <b>3,29,86,959</b> |

#### Annexure - 10A

#### Amount to be transferred to UDF

(Amount in Rs.)

|       | Particulars                                      | 2018-19            | 2017-18            |
|-------|--|--------------------|--------------------|
|       | Tuition Fee                                      | 4,69,61,570        | 3,29,86,959        |
|       | Interest on Fixed Deposit                        | -                  | 10,09,136          |
|       | Payment less payment in Last year                | 16                 |                    |
| Add:  | Bank Interest Fee                                | 32,30,403          | 18,82,993          |
| Add:  | Prior Period Income                              | 12,000             | -                  |
| Add:  | Late Fee Fine                                    | 3,97,496           | -                  |
| Less: | Bank charges Fee                                 | 48,758             | -                  |
| Less: | Bank charges Fee (previous year)                 | 54,293             | -                  |
|       | <b>Amount from Fees to be transferred to UDF</b> | <b>5,04,98,434</b> | <b>3,58,79,088</b> |
| Add:  | Overhead income                                  | 16,61,684          | 20,53,902          |
| Add:  | Other income of GIA                              | 19,10,464          | 8,82,292           |
|       | <b>Total Amount to be transferred to UDF</b>     | <b>5,40,70,582</b> | <b>3,88,15,282</b> |



# AUD-ANNUAL ACCOUNT 2018-19

## AMBEDKAR UNIVERSITY DELHI

### Annexure - 11

#### Salaries & Wages

(Amount in Rs.)

| S. No. | Particulars                 | 2018-19             |                    | 2017-18            |                    |
|--------|-----------------------------|---------------------|--------------------|--------------------|--------------------|
|        |                             | Teaching            | Non Teaching       | Teaching           | Non Teaching       |
| 1      | Salary                      | 2,78,95,828         | 3,03,33,401        | 2,69,31,496        | 3,06,57,353        |
| 2      | Grade Pay                   | 80,89,969           | 7,04,947           | 1,04,67,016        | 12,89,052          |
| 3      | Basic Pay                   | 9,86,40,149         | 1,55,04,755        | 4,61,81,943        | 81,85,229          |
| 4      | Salary Arrear               | 2,20,25,497         | 13,88,873          | 59,99,782          | 9,07,506           |
| 5      | Salary (Campus Development) | -                   | 77,42,057          | -                  | 27,68,047          |
|        | <b>Total</b>                | <b>15,66,51,443</b> | <b>5,56,74,033</b> | <b>8,95,80,237</b> | <b>4,38,07,187</b> |

### Annexure - 12

#### Salaries of Visiting Professors

(Amount in Rs.)

| S. No. | Particulars                        | 2018-19            |              | 2017-18            |              |
|--------|------------------------------------|--------------------|--------------|--------------------|--------------|
|        |                                    | Teaching           | Non Teaching | Teaching           | Non Teaching |
| 1      | Salary (Temporary Winter Semester) | 20,99,276          | -            | 51,92,184          | -            |
| 2      | Salary (Visiting Faculty)          | 2,75,46,658        | -            | 2,13,29,033        | -            |
|        | <b>Total</b>                       | <b>2,96,45,934</b> | <b>-</b>     | <b>2,65,21,217</b> | <b>-</b>     |

### Annexure - 13

#### Allowances and Bonus

(Amount in Rs.)

| S. No. | Particulars          | 2018-19            |                    | 2017-18             |                    |
|--------|----------------------|--------------------|--------------------|---------------------|--------------------|
|        |                      | Teaching           | Non Teaching       | Teaching            | Non Teaching       |
| 1      | Dearness Allowance   | 6,82,04,777        | 56,38,256          | 7,76,10,847         | 83,81,447          |
| 2      | Bonus                | -                  | 4,69,744           | -                   | 4,76,652           |
| 3      | Deputation Allowance | 2,43,000           | 20,328             | 2,00,546            | 26,780             |
| 4      | House Rent Allowance | 1,80,25,065        | 35,08,634          | 1,49,68,776         | 25,98,652          |
| 5      | Transport Allowance  | 1,22,16,960        | 23,13,803          | 1,15,84,363         | 23,13,641          |
|        | <b>Total</b>         | <b>9,86,89,802</b> | <b>1,19,50,765</b> | <b>10,43,64,532</b> | <b>1,37,97,172</b> |

### Annexure - 14

#### Retirement and Terminal Benefits

(Amount in Rs.)

| S. No. | Particulars                 | 2018-19               |                       | 2017-18               |                  |
|--------|-----------------------------|-----------------------|-----------------------|-----------------------|------------------|
|        |                             | Teaching              | Non-Teaching          | Teaching              | Non-Teaching     |
| 1      | Leave Salary Contribution   | (2,82,279)            | 2,24,220              | 6,61,697.00           | 27,757           |
| 2      | NPS University Contribution | -                     | -                     | -                     | -                |
| 3      | Pension contribution        | (90,396)              | 4,75,596              | 9,90,157              | 25,699           |
| 4      | Gratuity                    | -                     | 1,16,35,038           | 1,38,45,927           | -                |
| 5      | Leave Encashment            | 2,42,36,484           | 1,30,617              | 17,15,094             | -                |
|        | <b>Total</b>                | <b>2,38,63,809.00</b> | <b>1,24,65,471.00</b> | <b>1,72,12,875.00</b> | <b>53,456.00</b> |

### Annexure - 15

#### ETC Facility

(Amount in Rs.)

| S. No. | Particulars                   | 2018-19          |                 | 2017-18          |                 |
|--------|-------------------------------|------------------|-----------------|------------------|-----------------|
|        |                               | Teaching         | Non Teaching    | Teaching         | Non Teaching    |
| 1      | Leave Travel Concession (LTC) | 24,80,317        | 8,56,466        | 18,11,655        | 7,09,112        |
|        | <b>Total</b>                  | <b>24,80,317</b> | <b>8,56,466</b> | <b>18,11,655</b> | <b>7,09,112</b> |

### Annexure - 16

#### Medical Facility

(Amount in Rs.)

| S. No. | Particulars           | 2018-19  |                  | 2017-18  |                  |
|--------|-----------------------|----------|------------------|----------|------------------|
|        |                       | Teaching | Non Teaching     | Teaching | Non Teaching     |
| 1      | Medical Reimbursement | -        | 44,63,359        | -        | 23,56,978        |
|        | <b>Total</b>          | <b>-</b> | <b>44,63,359</b> | <b>-</b> | <b>23,56,978</b> |

### Annexure - 17

#### Children Education allowance

(Amount in Rs.)

| S. No. | Particulars                  | 2018-19  |                  | 2017-18  |                 |
|--------|------------------------------|----------|------------------|----------|-----------------|
|        |                              | Teaching | Non Teaching     | Teaching | Non Teaching    |
| 1      | Children Education Allowance | -        | 10,90,638        | -        | 3,69,612        |
|        | <b>Total</b>                 | <b>-</b> | <b>10,90,638</b> | <b>-</b> | <b>3,69,612</b> |





## AMBEDKAR UNIVERSITY DELHI

### Annexure - 18

#### Honorarium

(Amount in Rs.)

| S. No. | Particulars | 2018-19  |              | 2017-18  |              |
|--------|-------------|----------|--------------|----------|--------------|
|        |             | Teaching | Non Teaching | Teaching | Non Teaching |
| 1      | Honorarium  | 5,07,000 | -            | 3,20,612 | -            |
|        | Total       | 5,07,000 | -            | 3,20,612 | -            |

### Annexure - 19

#### Others (Specify)

(Amount in Rs.)

| S. No. | Particulars     | 2018-19  |              | 2017-18  |              |
|--------|-----------------|----------|--------------|----------|--------------|
|        |                 | Teaching | Non Teaching | Teaching | Non Teaching |
| 1      | License Charges | 6,954    | -            | 13,908   | -            |
|        | Total           | 6,954    | -            | 13,908   | -            |



# AUD-ANNUAL ACCOUNT 2018-19

## AMBEDKAR UNIVERSITY DELHI

### Annexure - 20

#### Payment to Visiting Faculty

(Amount in Rs.)

| S. No. | Particulars           | 2018-19            | 2017-18          |
|--------|-----------------------|--------------------|------------------|
| 1      | Adjunct faculty (MS)  | 43,76,050          | 15,48,450        |
| 2      | Adjunct faculty (WS)  | 25,26,000          | 28,12,697        |
| 3      | Guest Faculty (MS)    | 24,83,592          | 24,40,980        |
| 4      | Guest Faculty (WS)    | 18,91,745          | 3,63,076         |
| 5      | Visiting Faculty (MS) | 6,47,522           | 4,36,167         |
| 6      | Visiting Faculty (WS) | 9,81,651           | 10,72,823        |
|        | <b>Total</b>          | <b>1,29,06,560</b> | <b>86,74,193</b> |

### Annexure - 21

#### Travelling/Conveyance Expenses

(Amount in Rs.)

| S. No. | Particulars  | 2018-19          | 2017-18          |
|--------|--------------|------------------|------------------|
| 1      | TA-Domestic  | 22,81,525        | 31,81,192        |
|        | <b>Total</b> | <b>22,81,525</b> | <b>31,81,192</b> |

### Annexure - 22

#### Administrative Expenses - Others

(Amount in Rs.)

| S. No. | Particulars                                     | 2018-19            | 2017-18            |
|--------|---|--------------------|--------------------|
| 1      | Creches   | 1,00,941           | -                  |
| 2      | ERP/ University wide Resource management system | 23,42,354          | 10,14,838          |
| 3      | Foreign Exchange Fluctuation                    | -34,017            | 64,128             |
| 4      | Leasing of House Residential                    | 13,71,200          | -                  |
| 5      | Misc. Office Expenses                           | 1,83,852           | 3,08,378           |
| 6      | Newspaper Reimbursement                         | 1,34,923           | 1,91,289           |
| 7      | Office contingency                              | 14,44,827          | 20,68,839          |
| 8      | Legal Expenses                                  | 1,81,520           | 1,83,000           |
| 9      | Security Expenses                               | 3,44,69,113        | 2,72,85,370        |
| 10     | Wages to Contractual Employee                   | 1,26,76,810        | 68,43,566          |
| 11     | Recruitment Expenses                            | 4,37,329           | -                  |
|        | <b>Total</b>                                    | <b>5,33,08,852</b> | <b>3,79,59,408</b> |








**AUD-ANNUAL ACCOUNT 2018-19**

|   |   |   |   |  |
|---|---|---|---|--|
| <p><b>X. Term Deposits with Scheduled Banks encashed</b></p>  | <p><b>X. Deposits and Advances</b><br/>                     - Deposit - Others (including EMD, Security Deposits)<br/>                     - Advance to Staff-GIA<br/>                     - Advance to Staff-Fees<br/>                     - Advance for LTC<br/>                     - Advance to Parties<br/>                     - Imprest to Staff<br/>                     - Advances- Against capital works</p>  | <p>-<br/>-<br/>-<br/>-<br/>-<br/>-</p>  | <p>-<br/>-<br/>-<br/>-<br/>-<br/>-</p>  | <p>158,500<br/>1,862,129<br/>-<br/>33,690<br/>2,736,843<br/>188,801<br/>-</p>  |
| <p><b>XI. Other income (including Prior Period Income)</b><br/>                     - Indirect income<br/>                     - Received from PWD<br/>                     - Stale Cheques GIA<br/>                     - Stale Cheque FEE<br/>                     - Overhead income from projects<br/>                     - Prior Period Income (Thesis Fees)<br/>                     - Receipts against government projects</p> | <p><b>XI. Other Payments</b><br/>                     - Expenses paid for Dheer Pur Campus Project<br/>                     - Payment made to Rakshak Security<br/>                     - Other<br/>                     - Expenses in UDF Account<br/>                     - Rent Rates &amp; taxes paid on behalf of DHE<br/>                     - Expenses paid from fees other than tuition fees<br/>                     - Expenses against govt projects</p> | <p>872,291<br/>4,549,397<br/>747,213<br/>953,576<br/>315,878<br/>-<br/>-</p>    | <p>1,910,464<br/>-<br/>122,235<br/>202,016<br/>1,661,684<br/>12,000<br/>2,601,720</p> | <p>80,000<br/>651,642<br/>13,963<br/>1,274,988<br/>3,158,966<br/>21,549,884<br/>-</p>                                |
| <p><b>XII. Deposits and Advances</b><br/>                     - Deposit - Others (including EMD, Security Deposits)<br/>                     - Amount received from TPDDL<br/>                     - Advance Recovered from Staff - GIA<br/>                     - Advance Recovered from parties - GIA<br/>                     - Advance Recovered - Fees</p>   | <p><b>XII. Closing balances</b><br/>                     a) Cash in hand<br/>                     b) Bank balances<br/>                     In Current Accounts<br/>                     In Savings Accounts<br/>                     -GIA<br/>                     -Projects<br/>                     -UDF<br/>                     In Deposit Accounts<br/>                     -UDF (FDR)<br/>                     -GIA (Shares of AUD Centre)</p>               | <p>8,393,713<br/>27,452,799<br/>-<br/>-<br/>147,055<br/>-<br/>-<br/>-<br/>-</p> | <p>-<br/>-<br/>1,738,153<br/>3,668,642<br/>70,000<br/>-</p>                           | <p>-<br/>-<br/>-<br/>-<br/>242,731,278<br/>149,295,740<br/>63,858,935<br/>41,072,013<br/>187,534,195<br/>100,000</p> |
| <p><b>XIII. Miscellaneous Receipts including Statutory Receipts</b></p>   | <p><b>XIV. Any Other Receipts</b></p>   | <p>-<br/>-</p>  | <p>-<br/>-</p>  | <p>-<br/>-</p>   |
| <p><b>XV. Amount Received in Fees other than Tuition Fee</b></p>  | <p><b>TOTAL</b></p>   | <p>30,884,371<br/>1,621,328,522</p>   | <p>28,075,890<br/>1,894,013,484</p>   | <p>1,894,013,485<br/>1,621,328,522</p>   |



*Chuney*  
CONTROLLER OF FINANCE

*Shan*  
PRO-VICE CHANCELLOR

*Annu Singh*  
VICE-CHANCELLOR



# **Seprate Audit Report 2018-19**





सत्यमेव जयते

कार्यालय प्रधान महालेखाकार (लेखा परीक्षा), दिल्ली  
OFFICE OF THE PRINCIPAL ACCOUNTANT GENERAL (AUDIT), DELHI  
डी० जी० ए० सी० आर० भवन, आई. पी. एस्टेट, नई दिल्ली-110002  
D.G.A.C.R. BUILDING, I.P. ESTATE, NEW DELHI-110002

सं. PAG(Audit)Delhi/AMG-III/38/SAR/AUD/2018-19/2019-20/ 937-

दिनांक: 27.11.2020

सेवा में,

The Registrar,  
Ambedkar University, Delhi  
Kashmere Gate Campus, Lothian Road,  
Kashmere Gate, Delhi-110006

विषय:- 31 मार्च 2019 को समाप्त वर्ष के लिए Ambedkar University, Delhi के वार्षिक लेखों का पृथक लेखापरीक्षा प्रतिवेदन।

महोदय,

मैं, Ambedkar University, दिल्ली से संबंधित वर्ष 2018-19 के वार्षिक लेखों पर आधारित पृथक लेखापरीक्षा प्रतिवेदन को विधान सभा के पटल पर रखने के लिए प्रेषित करता हूँ। विधान सभा के पटल पर पृथक लेखापरीक्षा प्रतिवेदन प्रस्तुत करने के उपरान्त, उसकी दो प्रतियाँ (अंग्रेजी एवं हिन्दी में) इस कार्यालय को तथा भारत के नियंत्रक एवं महालेखापरीक्षक के कार्यालय को सूचनार्थ भेजी जाए।

प्रमाणित वार्षिक लेखे तथा पृथक लेखापरीक्षा प्रतिवेदन को विधान सभा के पटल पर रखने तक 'गोपनीय' रखा जाए तथा राज्य विधान मंडल के समक्ष प्रस्तुत करने की तारीख से इस कार्यालय को अवगत कराया जाए।

कृपया पावती भेजें।

संलग्न: यथोपरि

*(Signature)*  
*(Signature)*

भवदीय,  
*(Signature)*  
(पी.के. मोय)  
उप-महालेखाकार (एएमजी-III)

**Separate Audit Report of the Comptroller and Auditor General of India on the accounts of Ambedkar University, Delhi for the year ended 31 March 2019**

We have audited the Balance Sheet of Ambedkar University, Delhi (University) as at 31 March, 2019 and the Income and Expenditure Account and Receipts and Payments Account for the year ended on that date under Section 19(3) of the Comptroller and Auditor General (Duties, Powers and Conditions of Service) Act, 1971 read with Section 34 (1) of the Bharat Ratna Dr. B.R.Ambedkar Vishwavidyalaya Act, 2007. These financial statements are the responsibility of the University's Management. Our responsibility is to express an opinion on these financial statements based on our audit.

2. This Draft Separate Audit Report contains the comments of the Comptroller and Auditor General of India (CAG) on the accounting treatment only with regard to classification, conformity with the best accounting practices, accounting standards and disclosure norms, etc. Audit observations on financial transaction with regard to compliance with the Law, Rules and Regulations (Propriety and Regularity) and efficiency-cum-performance aspects, etc., if any, are reported through Inspection Reports / CAG's Audit Reports separately.

3. We have conducted the audit in accordance with auditing standards generally accepted in India. These standards require that we plan and perform the audit to obtain reasonable assurance about whether the financial statements are free from material misstatements. An audit includes examining, on a test basis, evidence supporting the amounts and disclosure in the financial statements. An audit also includes assessing the accounting principles used and significant estimates made by management, as well as evaluating the overall presentation of financial statements. We believe that our audit provides reasonable basis for our opinion.

4. Based on our audit, we report that:

- i. We have obtained all the information and explanations, which to the best of our knowledge and belief, were necessary for the purpose of our audit.
- ii. The Balance Sheet, Income and expenditure Account and Receipts and Payments Account dealt with by this report have been drawn up in the Common Formats of Financial Statements for Central Higher Educational Institutions approved by the Ministry of Human Resource and Development (MHR&D).
- iii. In our opinion proper books of accounts and other relevant records have been maintained by the University in so far as it appears from our examination of such books.
- iv. We further report that:



## A. Balance Sheet

### Sources of Funds

#### A.1 Current Liabilities and Provisions (Schedule-3)

##### Other Liabilities, Amount Payable (Annexure- 6) – ₹ 13.48 crore

The above includes ₹ 10.45 crore being provision made for ground rent payable to Delhi Development Authority (DDA) for land measuring 21.716 hectare at Dheerpur, Delhi. However, actual ground rent payable to DDA worked out to ₹ 9.93 crore. Thus, the University had created excess liability of ₹ 52 lakh for ground rent payable.

This resulted in overstatement of 'Current Liabilities and Provisions' and 'Administrative and General Expenses' (Rent, Rates and Taxes) by ₹ 52 lakh each. Consequently Deficit of Income over Expenditure is also overstated by ₹ 52 lakh.

#### A.2 Earmarked/Endowment Funds (Schedule-2)

##### University Development Fund (Schedule 2A) - ₹ 28.55 crore

The University received an amount of ₹ 7.37 crore as tuition fee during the year 2018-19, out of which only ₹ 2.68 crore (scholarship - ₹ 0.74 crore, learning enhancement – ₹1.66 crore and Student Welfare Fund - ₹ 0.28 crore) was transferred to University Development Fund (UDF). The balance amount of ₹ 4.69 crore was booked as 'Current Liabilities and Provisions'.

This resulted in understatement of Endowment Funds (UDF) and overstatement of 'Current Liabilities and Provisions' (other Liabilities) by ₹ 4.69 crore each.

### Income

## B. Income and Expenditure Account

#### B.1 Interest Earned on Grant in Aid (Schedule-12) – ₹ 82.04 lakh

As per conditions of Grants in Aid (GIA), the Institution/University will ensure that the funds are utilised only for the purpose for which they were prescribed.

During 2018-19, the University had shown interest earned on 'GIA-Salary', 'GIA-Other' and 'GIA-Capital Assets' in saving bank accounts with scheduled banks as ₹ 82.04 lakh. However, the University booked the interest earned in 'GIA-other' head for adjusting excess expenditure against this head. Despite this, excess expenditure of ₹ 104.20 lakh was incurred under 'GIA-Other' head.

Booking of interest earned under GIA other head resulted in overstatement of closing balance of 'GIA-Other' and understatement of closing balance of 'GIA-Salary' and 'GIA-Capital'.

## **B.2 Academic Receipts (Schedule -9) - ₹ 7.41 crore**

The above does not include income from tuition fee amounting to ₹ 4.11 crore as the University has accounted net tuition fee after adjusting fee refund of ₹ 0.72 crore and fee waiver of ₹ 3.39 crore in Income and Expenditure Account. This has resulted in understatement of 'Academic Receipts' and expenditure on waiver and refund of tuition fee by ₹ 4.11 crore.

## **B.3 Other Income (Schedule 13) ₹ 35.72 lakh**

As per common format guidelines of MHR&D, library fine, sponsorship and ID card fee should be accounted for as Academic Receipts. However, the University booked ₹ 2.06 lakh earned as library fine, sponsorship and ID card fee as Other Income. This has resulted in understatement of 'Academic Receipts' by ₹ 2.06 lakh and overstatement of 'Other Income' (Schedule 13) to the same extent.

## **Expenditure**

## **B.4 Depreciation (Schedule 4) - ₹ 5.58 crore**

The University provides depreciation on Fixed Assets as per Section 32 of the Income Tax Act, 1961. The Act specifies that if Fixed Assets put to use in the year of purchase is used for more than 180 days then depreciation at 100 *per cent* of the specified rates should be provided. In case it is used for less than 180 days then depreciation at 50 *per cent* of the specified rates should be charged. In violation of the requirement of the Act, the University charged depreciation at 100 *per cent* of specified rate on a total asset value of ₹ 4.95 crore instead of at 50 *per cent* of the specified rates on assets which were purchased after September 2018.

This has resulted in excess provision of Depreciation by ₹ 67.01 lakh and understatement of 'Fixed Assets' to the same extent. Consequently Deficit of Income over Expenditure is also overstated by ₹ 67.01 lakh.

## **B.5 Academic Expenditure (Schedule -16) - ₹ 5.33 crore**

The above did not include expenditure on student welfare and admission expenses amounting to ₹ 23.41 lakh and ₹ 22.61 lakh respectively. The University directly deducted ₹ 46.02 lakh from Endowment funds without booking in Income and Expenditure Account. This has resulted in understatement of 'Deficit of Income over Expenditure', 'Academic Expenses' and Endowment funds by ₹ 46.02 lakh by the same amount.





### C. Notes on Accounts (Schedule 24)

#### Grants/Subsidies (Schedule-10)

As per revised Utilization Certificate (UC) for the year 2018-19 submitted by the University to the Directorate of Higher Education (DHE) on 20.12.2019, after finalisation of accounts in September 2019, there is significant variation in the total unspent balance of GIA of the previous year, total expenditure and closing balance at the end of the year 2018-19 as detailed below:

| (₹ in crore)                                 |  |   |   |
|--|--|---|---|
| Details as per                               | Closing balance of GIA for previous year (2017-18) | Total expenditure out of GIA during 2018-19 | Closing balance of GIA at the end of the year 2018-19 |
| Revised UC submitted in December 2019 to DHE | 53.63  | 68.48                                       | 80.97   |
| Annual Accounts 2018-19-Schedule 10          | 36.15  | 69.41                                       | 70.75   |
| Variation in figures                         | 17.48  | (-)0.93                                     | 10.22   |

Thus, the University in its Annual Accounts 2018-19, reported incorrect position of funds utilised and its balances due to reconciliation of balances after approval of accounts.

### D GENERAL

#### Grants-in-Aid

The University received Grants-in-Aid of ₹ 95.22 crore (UGC – ₹ 0.12 crore and GNCT of Delhi - ₹ 95.10 crore). After taking into account the opening balances of ₹ 37.27 crore, interest earned - ₹ 0.86 crore and adjustment of ₹ 8.18 crore, the total funds available was ₹ 141.53 crore, out of which University could utilize a sum of ₹ 69.94 crore leaving a unutilised balance of ₹ 71.59 crore as on 31 March, 2019.

v. In view of the observations in the preceding paragraphs, we report that the Balance Sheet and Income and Expenditure Account and Receipts and Payments Account dealt with by this report are in agreement with the books of accounts.

vi. In our opinion and to the best of our information and according to the explanations given to us, the said financial statements read together with Accounting Policies and Notes to Accounts and significant matters stated above, and other matters mentioned in Annexure I to this Report, give a true and fair view in conformity with accounting principles generally accepted in India:

- a. In so far as it relates to the Balance Sheet, of the state of affairs of Ambedkar University, Delhi as at 31 March 2019; and
- b. In so far as it relates to the Income and Expenditure Account of the 'Deficit' for the year ended on that date.

**For and on behalf of the  
Comptroller and Auditor General of India**

**Place: New Delhi**

**Date:**



(Rakesh Mohan)

**Principal Accountant General (Audit), Delhi**



## Annexure-I

### **Adequacy of Internal Audit System**

The University did not have an Internal Audit System of its own. Also no internal audit was conducted by Directorate of Audit, Finance Department for the financial year 2018-19.

### **Adequacy of Internal Control System**

Internal Control System of the University reflected the following:

- i. Cash books were not properly signed, closed regularly, corrections not initialled by DDO, surprise check of cash not done and certificates of page count were not recorded.
- ii. Board of Management of the University held 2 meetings as against 4 prescribed in the Act. Similarly, Academic Council and Finance Committee held its meeting twice as against 3 and 4 respectively prescribed in the Act.

As such the Internal Control System of the University was not commensurate with size of the University

### **System of physical verification of fixed assets**

The University had not maintained the Fixed Assets Register properly, as entries reflecting location of asset were filled-in with pencil. Regular review of entries viz-a-viz assets actually existing was not done. Entries were neither signed by the writer of Asset Register nor by any other responsible officer.

No physical verification of fixed assets were conducted during 2018-19.

### **System of physical verification of inventory**

The University had not conducted the physical verification of inventory during 2018-19.

### **Regularity in payment of statutory dues**

The University was regular in payment of statutory dues pending for more than six months.

Dy. Accountant General (AMG-III)

This page has been intentionally left blank



This page has been intentionally left blank



This page has been intentionally left blank





**Dr B.R. Ambedkar University Delhi**

**Lothian Road, Kashmere Gate, Delhi - 110 006**

**Website : [www.aud.ac.in](http://www.aud.ac.in)**