

AMBEDKAR UNIVERSITY DELHI

BALANCE SHEET AS AT 31st MARCH, 2022

(Amount in Rs.)

SOURCES OF FUNDS	Schedule	2021-22	2020-21
CORPUS/CAPITAL FUND	1	1,25,75,56,880	1,42,10,73,818
DESIGNATED/ EARMARKED / ENDOWMENT FUNDS	2	72,76,47,855	61,51,10,593
CURRENT LIABILITIES & PROVISIONS	3	1,14,47,96,978	1,16,10,70,073
Total		3,13,00,01,713	3,19,72,54,484
APPLICATION OF FUNDS	Schedule	2021-22	2020-21
FIXED ASSETS	4		
- Tangible Assets		1,62,57,76,142	1,68,10,58,643
- Intangible Assets		1,14,27,083	2,12,26,851
- Capital Work- In Progress		2,01,10,145	6,23,22,855
INVESTMENTS FROM EARMARKED / ENDOWMENT FUNDS	5		
- Long term		-	-
- Short term		67,16,03,324	63,47,05,165
INVESTMENTS-OTHERS	6		
- Corpus Fund			
- Others		82,93,992	10,98,73,663
CURRENT ASSETS	7	41,93,32,837	33,64,03,034
LOANS, ADVANCES AND DEPOSITS	8	37,34,58,189	35,16,64,273
Total		3,13,00,01,713	3,19,72,54,484
SIGNIFICANT ACCOUNTING POLICIES	23		
CONTINGENT LIABILITIES AND NOTES TO ACCOUNTS	24		

Pajee
 CONTROLLER OF FINANCE



Anu Singh
 VICE-CHANCELLOR



AMBEDKAR UNIVERSITY DELHI

INCOME AND EXPENDITURE ACCOUNT FOR THE YEAR ENDED 31ST MARCH 2022

(Amount in Rs.)

Particulars	Schedule	2021-22	2020-21
<u>INCOME</u>			
Academic Receipts	9	19,92,14,334	12,50,45,063
Grants/Subsidies	10	63,56,69,483	67,10,61,622
Income from Investments	11	18,66,276	88,77,045.00
Interest Earned	12	32,07,895	9,80,345
Other Income	13	5,63,811	7,59,815
Prior Period Incomes	14	4,87,431	-
TOTAL (A)		84,10,09,230	80,67,23,890
<u>EXPENDITURE</u>			
Staff Payments & Benefits (Establishment Expenses)	15	45,88,96,320	52,47,83,734
Academic Expenses	16	13,90,00,819	9,45,45,947
Administrative & General Expenses	17	14,11,48,504	14,07,63,657
Transportation Expenses	18	38,77,754	27,48,458
Repair & Maintenance	19	3,94,91,572	1,68,10,463
Finance Cost	20	1,38,831	1,19,138
Depreciation	4	6,21,28,829	6,19,64,990
Other Expenses	21	-	-
Prior Period Expenses	22	7,44,67,519	4,14,97,152
Total (B)		91,91,50,149	88,32,33,539
- Balance Being Excess Of Income Over Expenditure (A- B)		(7,81,40,919)	(7,65,09,649)
- Opening Balance of Profit & Loss Under Income and Expenditure Account		-	(30,95,425)
Transfer to/from Designated Funds		-	-
Balance Being Surplus / (Deficit) Carried To Corpus / Capital Fund		(7,81,40,919)	(7,96,05,074)
SIGNIFICANT ACCOUNTING POLICIES	23		
CONTINGENT LIABILITIES AND NOTES TO ACCOUNTS	24		
 CONTROLLER OF FINANCE	 VICE-CHANCELLOR		

R



AMBEDKAR UNIVERSITY DELHI

SCHEDULES FORMING PART OF BALANCE SHEET

SCHEDULE - 1 - CORPUS/CAPITAL FUND

(Amount in Rs.)

Particulars	Schedule	2021-22	2020-21
Opening Balance		1,42,10,73,818	1,50,07,88,501
Add: Contribution towards Corpus / Capital Fund (Adjustment of Previous Year)			-
Add: Grants from UGC, Government of India and State Government to the extent utilised for capital expenditure	4	-4,51,66,150	7,75,96,638
Add: Grants from UGC, Government of India and State Government for capital expenditure incurred during last financial year but paid during FY 2021-22.		6,23,098	
Add: Assets Purchased out of			
- Adjustment For Prior Period Revenue Expenditure Debited Under Corpus Capital For 2020-21		7,66,36,145	-
- Campus Development Funds		-	-
Add: Assets Purchased out of Sponsored Projects, where ownership vests in the institution		-	-
Add: Assets Donated/Gifts Received		-	-
Add: Reversal of Opening Fees Transfer Entry FY 2020-21 (Cr. Balance)		2,41,23,351	
Add: Excess of Income over Expenditure transferred from the Income & Expenditure Account		-	-
Total		1,47,72,90,262	1,57,83,85,139
Less: Reversal of Opening Fees Transfer Entry FY 2020-21 (Dr. Balance)		2,39,23,800	-
Less: Transfer to Scholarship	2A	1,03,86,587	66,71,394
Less: Transfer to Learning Enhancement	2A	2,33,69,820	1,50,10,636
Less: Transfer to Application Fee	2A	6,64,974	-17,40,607
Less: Transfer to Student Welfare Fund	2A	67,09,699	32,50,099
Less: Income Transfer to Other Than GIA (Academic Income)	2A	36,29,673	-
Less: Amount Transfer to UDF From Fees (Including Bank interest)	Ann-10A	7,23,44,099	5,37,54,910
Less: Amount Transfer to UDF From GIA (Other Income)	Ann-10A	4,53,847	1,96,901
Less: Amount Transfer to UDF From Projects (Overhead income)	Ann-10A	1,09,964	5,62,914
(Deduct) Deficit transferred from the Income & Expenditure Account		7,81,40,919	7,96,05,074
Total		21,97,33,382	15,73,11,321
Closing Balance		1,25,75,56,880	1,42,10,73,818

B2


MB



AMBEDKAR UNIVERSITY DELHI

SCHEDULE - 2 - DESIGNATED/EARMARKED / ENDOWMENT FUNDS

Particulars	Schedule	Total	
		2021-22	2020-21
		Endowment Funds	
1	2		4
(A)			
a) Opening balance	2A	61,51,10,593	53,12,63,114
b) Additions during the year	2A	1,54,77,724	1,09,95,907
c) Income from investments made of the funds	2A	-	-
d) Accrued Interest on investments/ Advances	2A	-	-
e) Interest on Savings Bank a/c /Sweep FD	2A	1,01,34,403	1,73,48,950
f) Other additions (Specify nature)	2A		
- Transfer from Tuition Fees	2A	11,04,09,317	7,86,55,055
Less: Loss Transferred from Application Fee and SWF	2A	-	-
Total (A)		75,11,32,036	63,82,63,027
(B)			
Utilisation/Expenditure towards objectives of funds			
i) Capital Expenditure	2A	-	-
ii) Revenue Expenditure	2A	2,34,84,181	2,31,52,434
Total (B)		2,34,84,181	2,31,52,434
Closing Balances at the year end (A- B)		72,76,47,855	61,51,10,593



AMBEDKAR UNIVERSITY DELHI

Schedule 2A
Endowment Funds (Fees)

Name of the Endowment 1	Opening Balance		Additions during the year			Total		Expenditure on the object during the year		Closing Balance		Total (11+12)
	Endowment 2	Accumulated Interest 3	Endowment 4	Transfer from Tuition Fees 5	Interest 7	Endowment (2+4)	Accumulated Interest (3+7)	10	Endowment 11	Accumulated Interest 12		
											10	
1. Scholarship	77,48,729	5,65,999	-	1,03,86,587	1,89,454	1,81,35,316	7,55,453	59,91,333	1,21,43,983	7,55,453	1,28,99,436	
2. Learning Enhancement	6,48,53,931	43,29,729	-	2,33,69,820	18,95,411	8,82,23,750	62,25,140	4,72,491	8,77,51,259	62,25,140	9,39,76,399	
3. Application Fee	3,08,43,534	43,58,193	1,17,19,372	-	9,12,605	4,25,62,906	52,70,798	1,10,54,398	3,15,08,508	52,70,798	3,67,79,306	
4. Student Welfare Fund	1,96,47,259	12,73,225	37,58,352	37,45,000	3,30,072	2,71,50,611	16,03,297	7,93,653	2,63,56,958	16,03,297	2,79,60,255	
5. University Development Fund	41,30,64,580	6,84,25,413	-	7,29,07,911	68,06,861	48,59,72,490	7,52,32,274	51,72,306	48,08,00,184	7,52,32,274	55,60,32,459	
Total	53,61,58,033	7,89,52,559	1,54,77,724	11,04,09,317	1,01,34,403	66,20,45,074	8,90,86,962	2,34,84,181	63,85,60,893	8,90,86,962	72,76,47,855	



B

MB

AMBEDKAR UNIVERSITY DELHI

SCHEDULE - 3 CURRENT LIABILITIES AND PROVISIONS

(Amount in Rs.)


Particulars	Annexure	2021-22	2020-21
A Current Liabilities			
1. Deposits from Staff		-	-
2. Deposits from Students	1	6,97,43,800	5,43,30,794
3. Sundry Creditors			
a) For Goods and Services	2	13,91,204	34,51,835
b) For Others - Capital Goods	3	80,211	11,63,266
4. Deposit- Others (including EMD, Security Deposit)	4	41,11,144	48,58,673
5. Statutory Liabilities (GPF , TDS , WC , Tax , CPF , GIS , NPS)			
a) Overdue		-	-
b) Others	5	22,22,574	18,48,542
6. Other Current Liabilities			
a) Salaries Payable	Ann-18	7,94,808	5,86,539
b) GrandTotal Of Sponsered Project (Other Than Consultancy Project)	Sch - 3(a)	6,11,78,977	5,49,95,369
c) Receipts against sponsored fellowship and scholarships	Sch - 3(b)	2,30,260	58,455
d) Receipts against UGC projects	Sch - 3(c)	59,15,725	66,48,242
e) Unutilised Grants	Sch - 10	54,31,52,878	65,58,77,773
f) Grants in Advance		-	-
h) Other Funds		-	-
- ECCC (Delhi Project)	Sch - 3(c)	13,51,618	12,20,052
- Campus Development	Sch - 3(c)	1,09,076	1,09,076
- Study of New Experiment	Sch - 3(c)	1,47,205	1,47,205
- Survey/study of Bairwa Community		12,99,000	-
- Initiative for Archival Research in Indian Language	Sch - 3(c)	2,00,00,000	-
- GIZ Consultancy Project	Sch - 3(a)	43,200	43,200
- Advance Returned by PWD (Granted for Consultant in Dheerpur Campus)		13,26,221	13,26,221
- Cengage Sponsorship Fund	Sch - 3(a)	18,690	18,690
- Sage Publication	Sch - 3(a)	24,500	24,500
- AUD Consultancy Fee	Sch - 3(a)	5,41,658	5,41,658
- Tech Mahindra Fund	Sch - 3(a)	2,15,600	2,15,600
- Municipal Corp. Abohar	Sch - 3(a)	3,00,000	-
- P& S Bank (19656) Bank Interest	Sch - 3(a)	36,397	-
- Shastri Indo Canadian Institute Fund	Sch - 3(a)	40800	-
i) Other Liabilities			
- Amount Payable	6	27,32,57,215	22,72,66,162
- Projects Liability	6A	14,55,219	28,91,121
- University Development Fund		30,95,442	30,95,442
- UDF Liability Retention Amount		30,757	
Total (A)		99,21,14,179	1,02,07,18,414
B Provisions			
1. Gratuity	Sch-15A	7,95,82,460	7,33,29,542
2. Accumulated Leave Encashment	Sch-15A	7,31,00,339	6,70,22,117
Total (B)		15,26,82,799	14,03,51,659
Total (A+B)		1,14,47,96,978	1,16,10,70,073



AMBEDKAR UNIVERSITY DELHI

SCHEDULE - 3 (a) SPONSORED PROJECTS


S.No.	Name of the Project	Opening Balance as on 01.04.2021		Receipts during the year	Total	Expenditure during the year	Closing Balance as on 31.03.2022	
		Credit	Debit				Credit	Debit
		3	4				6	7
Part - I - CECED Projects								
1	Aga Khan Foundation	1,05,947	-	-	1,05,947	-	1,05,947	-
2	Ahvaan	2,74,439	-	-	2,74,439	-	2,74,439	-
3	Alamb	10,516	-	-	10,516	-	10,516	-
4	Care India (Odisha Project)	50,153	-	-	50,153	-	50,153	-
5	Care India Start Early	3,80,365	-	-	3,80,365	-	3,80,365	-
6	Central Square Foundation	91,479	-	-	91,479	-	91,479	-
7	CIFF	7,59,790	-	-	7,59,790	-	7,59,790	-
8	DHFL	6,26,193	-	-	6,26,193	-	6,26,193	-
9	Katha (MCD School)	87,653	-	-	87,653	-	87,653	-
10	Mobile Creches	81,363	-	-	81,363	-	81,363	-
11	Next Education India Pvt. Ltd	2,50,848	-	-	2,50,848	-	2,50,848	-
12	Plan International India	1,34,842	-	-	1,34,842	-	1,34,842	-
13	World Bank Meghalya	20,823	-	-	20,823	-	20,823	-
14	World Bank Sat	10,49,993	-	-	10,49,993	-	10,49,993	-
15	CECED Resource Fund	2,54,50,799	-	-	2,54,50,799	79,749	2,53,71,050	-
	TOTAL OF CECED PROJECTS	2,93,75,203	-	-	2,93,75,203	79,749	2,92,95,454	-
	Interest	72,38,369	-	12,84,701	85,23,070	-	85,23,070	-
	Bank Charges	-	-	-	-	-	-	-
	TOTAL	3,66,13,572	-	12,84,701	3,78,98,273	79,749	3,78,18,524	-
Part-II - Projects Other Than CECED								
16	Anil Divan Foundation	6,10,001	-	-	6,10,001	10,000	6,00,001	-
17	A W Mellom Foundation	6,76,015	-	-	6,76,015	3,45,727	3,30,288	-
18	Azim Premji University	79,846	-	-	79,846	-	79,846	-
19	Bharti Gupta Ramola	6,00,000	-	-	6,00,000	-	6,00,000	-
20	Chicago University Fund	-	-	2,95,408	2,95,408	1,84,011	1,11,397	-
21	E Qual Project	19,598	-	-	19,598	-	19,598	-
22	HAB, Leiden University	13,21,827	-	16,20,948	29,42,775	9,48,320	19,94,455	-



23	Help in NGO	1,65,000	-	-	-	1,65,000	-	-	-	-
24	ICSSR Delhi Oralities	2,56,415	-	-	-	2,56,415	-	-	-	1,65,000
25	Icssr (Krishna Ram)	176	-	-	40,000	40,176	-	-	40,176	2,56,415
26	Icssr Livitoli Jimo	20,000	-	-	-	20,000	-	-	20,000	-
27	ICSSR Praveen Singh	4,03,049	-	-	-	4,03,049	-	-	-	4,03,049
28	Icssr Shailija Menon	-2,22,000	-	-	2,25,000	3,000	-	-	3,000	-
29	Icssr (Urfat Anjem Mir)	-89,400	-	-	89,400	-	-	-	-	-
30	India Foundation for the Arts	1,411	-	-	-	1,411	-	-	-	1,411
31	Indiana University	1,70,569	-	-	-	1,70,569	-	-	1,38,500	32,069
32	INTACH (Farming in Dryland Centra	27,484	-	-	-	27,484	-	-	-	27,484
33	JIT (Symposium)	49,560	-	-	-	49,560	-	-	-	49,560
34	Maritime Conference	39,458	-	-	-	39,458	-	-	-	39,458
35	Misc. Fund	7,86,174	-	-	3,242	7,89,416	-	-	2,262	7,87,154
36	MSUD Fulbright Haysprog.	4,242	-	-	-	4,242	-	-	-	4,242
37	National Book Trust	58,325	-	-	-	58,325	-	-	-	58,325
38	Nupi	50,337	-	-	-	50,337	-	-	-	50,337
39	Sail Project	2,97,210	-	-	-	2,97,210	-	-	-	2,97,210
40	SERB	1,03,451	-	-	-	1,03,451	-	-	1,03,451	-
41	SFTIG Grant	26,134	-	-	-	26,134	-	-	-	26,134
42	Vasant J Seth Memorial Foundation (C	66	-	-	-	66	-	-	66	-
43	CSSRM Project	11,25,000	-	-	-	11,25,000	-	-	-	11,25,000
44	Raja Rammohan Roy Lib. Foundation	1,00,000	-	-	-	1,00,000	-	-	-	1,00,000
45	Salt Project	3,76,750	-	-	-	3,76,750	-	-	1,44,161	2,32,589
46	Aud@city Bank Sponsorship	1,05,500	-	-	-	1,05,500	-	-	-	1,05,500
47	ICSSR Project (Prof. Kartik Dave)	2,422	-	-	2,01,168	2,03,590	-	-	1,81,090	22,500
48	ICSSR Project (Dr. Anandini Dar)	11,56,442	-	-	-	11,56,442	-	-	4,01,583	7,54,859
	Total Misc. Project	83,21,062	-	-	24,75,166	1,07,96,228	-	-	25,22,347	82,73,881
	Bank Interest	18,37,323	-	-	94,530	19,31,853	-	-	-13,332	19,45,185
	TOTAL	1,01,58,385	-	-	25,69,696	1,27,28,081	-	-	25,09,015	1,02,19,066


Part III

49	P & S Bank Consultancy Project(19656)	-	-	-	36,397	36,397	-	-	-	36,397
50	Cengage Sponsorship Fund	18,690	-	-	-	18,690	-	-	-	18,690
51	Tech Mahindra Fund	2,15,600	-	-	0	2,15,600	-	-	-	2,15,600
52	Sage Publication	24,500	-	-	0	24,500	-	-	-	24,500



Handwritten signature/initials

53	GIZ Consultancy Project	43,200	-	0	43200	-	43200	-	43200
54	Municipal Corp. Abohar	-	-	300000	300000	-	300000	-	300000
55	Shastri Indo Canadian Institute Fund	-	-	40800	40800	-	40800	-	40800
56	AUD Consultancy Fee	5,41,658	-	0	541658	-	541658	-	541658
	TOTAL Consultancy Project	8,43,648	-	3,40,800	11,84,448	-	11,84,448	-	12,20,845
57	Design Innovation Centre								
	Fund Received	-	-	-	-	-	-	-	-
	Bank Interest	4,82,531	-	14,909	4,97,440	-	4,97,440	-	4,97,440
	TOTAL	4,82,531	-	14,909	4,97,440	-	4,97,440	-	4,97,440
58	Rohini Ghadiok Foundation								
	Fund Received	1,32,024	-	4,00,000	5,32,024	-	5,32,024	-	5,32,024
	Bank Interest	4,791	-	13,861	18,652	35	18,617	-	18,617
	TOTAL	1,36,815	-	4,13,861	5,50,676	35	5,50,641	-	5,50,641
59	Ford Foundation								
	Fund Received	29,68,428	-	-	29,68,428	11,39,038	18,29,390	-	18,29,390
	Bank Interest	8,59,771	-	92,059	9,51,830	71	9,51,759	-	9,51,759
	TOTAL	38,28,199	-	92,059	39,20,258	11,39,109	27,81,149	-	27,81,149
60	NSDL Project								
	Fund Received	-	-	-	-	-	-	-	-
	Bank Interest	23,085	-	713	23,798	-	23,798	-	23,798
	TOTAL	23,085	-	713	23,798	-	23,798	-	23,798
61	PWC								
	Fund Received	19,885	-	-	19,885	-	19,885	-	19,885
	Bank Interest	27,403	-	1,461	28,864	-	28,864	-	28,864
	TOTAL	47,288	-	1,461	48,749	-	48,749	-	48,749
62	SIA Unit Project								
	Fund Received	6,30,218	-	-	6,30,218	-	6,30,218	-	6,30,218
	Bank Interest	75,109	-	21,216	96,325	72	96,253	-	96,253
	TOTAL	7,05,327	-	21,216	7,26,543	72	7,26,471	-	7,26,471



MB

B

63	JTI/TEDT															
	Fund Received		-		62,05,000		62,05,000	16,11,600	45,93,400							
	Bank Interest	1,01,317			30,807		1,32,124	129	1,31,995							
	TOTAL	1,01,317			62,35,807		63,37,124	16,11,729	47,25,395							
64	SRTT (MA Dance Prog.)															
	Fund Received				-		3,53,881	3,53,881	-							
	Bank Interest	3,76,000			11,394		3,87,394	3,21,172	66,222							
	TOTAL	7,29,881			11,394		7,41,275	6,75,053	66,222							
65	FAUD															
	Fund			14,63,936			14,63,936		14,63,936							
	Bank Interest	1,18,796			48,902		1,67,698		1,67,698							
	TOTAL	15,82,732			48,902		16,31,634		16,31,634							
65	Canara Bank 7012															
	Delhi Oral History	3,21,273					3,21,273	2,97,542	23,731							
	Requitment Fees	1,20,991			17,36,917		18,57,908		18,57,908							
	Bank Interest	1,43,973			64,419		2,08,392	143	2,08,249							
	TOTAL	5,86,237			18,01,336		23,87,573	2,97,685	20,89,888							
	Grand Total (I+II+III)	5,58,39,017			1,28,36,855		6,86,75,872	63,12,447	6,23,99,822							
	Grand Total of Sponsored Project (Othe than Consultancy)								6,11,78,977							



Handwritten signature in blue ink.

AMBEDKAR UNIVERSITY DELHI

SCHEDULE 3 (b) SPONSORED FELLOWSHIPS AND SCHOLARSHIPS

(Amount in Rs.)									
S.No	Name of the Sponsor	Annexure	Balance as on 31st March, 2021		Transactions during the year		Balance as on 31st March, 2022		
			Credit Balance	Debit Balance	Credit	Debit	Credit Balance	Debit Balance	
	2	3	4	5	6	7	8	9	
1	ICSSR Fellowship	-	58,455	-	4,80,000	3,08,195	2,30,260		
			-	-					
	TOTAL		58,455	-	4,80,000	3,08,195	2,30,260	-	



(Handwritten signature)

(Handwritten signature)

AMBEDKAR UNIVERSITY DELHI


SCHEDULE 3(c) UNUTILISED GRANTS FROM UGC, GOVERNMENT OF INDIA AND STATE GOVERNMENTS

(Amount in Rs.)

Particulars	Annexure	2021-22	2020-21
A. UGC Grants			
Balance B/F		66,48,242	1,04,73,509
Add - Receipts during the Year		-	-
Add - Interest Allocated (Bank Interest Received)		2,07,715	2,87,169
Total (A)		68,55,957	1,07,60,678
Less - Refunds		-	-
Less - Utilised for Revenue Expenditure		-	-
a) SVS B. Voc. UGC Fund Expnses		9,40,050	40,54,684
b) Start up Project - UGC Fund		-	52,449
c) UKIERI Project - UGC Fund		-	5,303
d) Bank charges		182	
Less - Utilised for Capital Expenditure		-	-
Total (B)		9,40,232	41,12,436
Unutilised carried forward (A-B)		59,15,725	66,48,242
B. Grants from State Govt.		-	-
I. Grant in Aid (Government of Delhi)			
Balance B/F		65,58,77,773	96,44,41,675
Less: Adjustment		-30,34,416	5,09,67,097
Add - Receipts during the Year		54,97,62,758	38,50,00,000
Amount of interest transferred from UDF 2016-17			-
Amount of interest transferred to Grant in Aid -earned on SB 2017-18		83,09,338	1,36,63,144
Amount write back of creditors and Security			-
Ground Rent transferred from capital to GIA General relating to 2017-18 wrongly charged to capital expenditure			
Total (A)		1,21,09,15,453	1,41,40,71,916
Less - Refunds			
Less - Payment made on behalf of DHE on account of Property tax of Rohini Land from 2005-06 to 2009-10 treated as refund to DHE			
Less - Utilised for Revenue Expenditure		63,56,69,483	67,10,61,622
Less - Utilised for Capital Expenditure		3,20,93,092	8,71,32,521
Total (B)		66,77,62,575	75,81,94,143
Unutilised carried forward (A-B)		54,31,52,878	65,58,77,773
II. ECCC : (Govt of NCT of Delhi)			
Balance B/F		12,20,052	15,83,236
Add: Receipt during the year		-	-
Add: Bank Interest Received		1,31,566	943
Total (A)		13,51,618	15,84,179

(Handwritten signature)

(Handwritten signature)



Less Refunds			
Less Utilized for Revenue Expenditure		-	3,64,127
Less Utilized for Capital Expenditure		-	-
Total (B)		-	3,64,127
Unutilised carried forward (A-B)		13,51,618	12,20,052
III. Campus Development (Govt of NCT of Delhi)			
Balance B/F		1,09,076	1,19,076
Add: Receipt during the year		-	-
Add: Bank Interest Received		-	-
Total (A)		1,09,076	1,19,076
Less Refunds			
Less Utilized for Revenue Expenditure			10,000
Less Utilized for Capital Expenditure		-	-
Total (B)		-	10,000
Unutilised carried forward (A-B)		1,09,076	1,09,076

Particulars	Annexure	2021-22	2020-21
IV. Study of New Experiment (Govt of NCT of Delhi)			
Balance B/F		1,47,205.00	1,47,205
Add: Receipt during the year		-	-
Add: Bank Interest Received		-	-
Total (A)		1,47,205	1,47,205
Less Refunds			
Less Utilized for Revenue Expenditure		-	-
Less Utilized for Capital Expenditure		-	-
Total (B)		-	-
Unutilised carried forward (A-B)		1,47,205	1,47,205
V. Initiative for Archival in Indian Language (Govt of NCT of Delhi)			
Balance B/F		-	-
Add: Receipt during the year		2,00,00,000	-
Add: Bank Interest Received		-	-
Total (A)		2,00,00,000	-
Less Refunds		-	-
Less Utilized for Revenue Expenditure		-	-
Less Utilized for Capital Expenditure		-	-
Total (B)		-	-
Unutilised carried forward (A-B)		2,00,00,000	-
Grand Total (I+II+III+IV)		57,06,76,502	66,40,02,348

R

M



Schedule 4A - University Grant Commission (UGC)

(Amount in Rs.)

S. No.	Assets Head	Rate (%)	Gross Block				Depreciation for the Year			Net Block		
			Opening Balance as on 01.04.2021	Additions during the year	Deductions/A adjustments	Closing Balance as on 31.03.2022	Opening Balance as on 01.04.2021	Depreciation for the Year	Deductions/A adjustments	Closing Balance as on 31.03.2022	2021-22	2020-21
Tangible Assets:												
1	Scientific & Laboratory Equipment	8%	50,69,696	-	-	50,69,696	22,32,507	4,05,576	-	26,38,083	24,31,613	28,37,189
2	Office Equipment											
a)	Office Equipment Other	7.5%	26,57,821	-	-	26,57,821	11,63,602	1,99,337	-	13,62,939	12,94,882	14,94,219
b)	Voltage & Stabilisers	7.5%	1,75,301	-	-	1,75,301	63,739	13,148	-	78,887	96,414	1,09,562
3	Audio Visual Equipment											
a)	Audio Conference System	7.5%	3,26,251	-	-	3,26,251	1,22,345	24,469	-	1,46,814	1,79,437	2,03,906
4	Furniture, Fixtures & Fittings											
a)	Table/Chairs/sofa/carpet	7.5%	6,91,106	-	-	6,91,106	4,63,605	51,833	-	5,15,438	1,75,668	2,27,501
5	Lib. Books & Scientific Journals											
a)	Books	10%	25,07,192	-	-	25,07,192	20,05,751	2,50,719	-	22,56,470	2,50,722	5,01,441
6	Computers & Peripherals											
a)	Computers	20%	2,99,24,897	-	-	2,99,24,897	2,44,16,626	55,08,271.40	-	2,99,24,897	-0	55,08,271
	Total (A)		4,13,52,264	-	-	4,13,52,264	3,04,70,175	64,53,352	-	3,69,23,527	44,28,737	1,08,82,089
Intangible Assets:												
1	Computer Software	40%	1,10,02,327	-	-	1,10,02,327	1,02,34,327	-	-	1,02,34,327	7,68,000	7,68,000
2	E - Journals	40%	58,20,690	-	-	58,20,690	50,77,238	7,43,452	-	58,20,690	-	7,43,452
	Total (B)		1,68,23,017	-	-	1,68,23,017	1,53,11,565	7,43,452	-	1,60,55,017	7,68,000	15,11,452
	Total (A + B)		5,81,75,281	-	-	5,81,75,281	4,57,81,740	71,96,804	-	5,29,78,544	51,96,737	1,23,93,541



(Handwritten signature)

(Handwritten mark)

AMBEDKAR UNIVERSITY DELHI

Schedule 4B - Kashmere Gate Campus

(Amount in Rs.)

S. No.	Assets Head	Rate (%)	Gross Block					Depreciation for the Year				Net Block		
			Opening Balance as on 01.04.2021	Additions during the year	Deductions/A adjustments	Closing Balance as on 31.03.2022	Opening Balance as on 01.04.2021	Depreciation for the Year	Deductions/A adjustments	Closing Balance as on 31.03.2022	2021-22	2020-21		
Tangible Assets:														
1	Land - Leasehold (Perpetual lease)	0%	1,42,92,33,333	-	3,42,00,000	1,39,50,33,333	-	-	-	-	-	-	1,39,50,33,333	1,42,92,33,333
2	Buildings	2%	13,13,11,644	2,50,593	-	13,15,62,237	71,10,914	26,51,244.74	97,42,159	12,18,20,078	-	-	12,18,20,078	12,42,00,730
3	Electrical Installation and Equipment	5%	70,26,133	25,96,536	-	96,22,669	32,88,827	4,81,133.45	37,69,960	58,52,709	-	-	37,69,960	37,37,306
4	Scientific & Laboratory Equipment	8%	64,98,997	-	-	64,98,997	27,08,088	5,19,919.76	32,28,008	32,70,989	-	-	32,70,989	37,90,909
5	Vehicles	10%	6,97,482	-	-	6,97,482	69,748	69,748.20	1,39,496	5,57,986	-	-	5,57,986	6,27,734
6	Office Equipment													
a)	Photocopier/Duplicator	7.5%	14,99,341	-	-	14,99,341	12,83,136	1,12,450.58	13,95,587	1,03,754	-	-	1,03,754	2,16,205
b)	Air Conditioner	7.5%	2,42,77,465	-	2,23,435	2,40,54,030	1,37,51,476	18,04,052.25	1,55,55,528	84,98,502	-	-	84,98,502	1,05,25,989
c)	Air Cooler	7.5%	1,94,949	-	-	1,94,949	51,076	14,621.18	65,697	1,29,252	-	-	1,29,252	1,43,873
d)	Water Cooler	7.5%	14,22,323	-	-	14,22,323	8,93,141	1,06,674.23	9,99,815	4,22,508	-	-	4,22,508	5,29,182
e)	Voltage Stabilizer	7.5%	27,90,771	-	-	27,90,771	21,48,028	2,09,307.83	23,57,336	4,33,435	-	-	4,33,435	6,42,743
f)	Office Equipment other	7.5%	1,46,82,778	40,80,021	-	1,87,62,799	52,93,017	14,07,209.93	67,00,227	1,20,62,572	-	-	1,20,62,572	93,89,761
6	Audio Visual Equipment													
a)	Audio Conference System	7.5%	42,43,678	-	-	42,43,678	17,33,078	3,18,275.85	20,51,354	21,92,324	-	-	21,92,324	25,10,600
7	Computers & Peripherals													
a)	Computers	20%	4,13,64,302	2,18,000	-	4,15,82,302	4,13,64,302	43,600.00	4,14,07,902	1,74,400	-	-	1,74,400	-
b)	Peripherals	20%	69,42,409	-	-	69,42,409	31,19,219	13,88,481.80	45,07,701	24,34,708	-	-	24,34,708	38,23,190
8	Furniture, Fixtures & Fittings													
a)	Cabinet/Almira/Filing Rack	7.5%	1,20,71,811	-	-	1,20,71,811	65,52,871	9,05,385.83	74,58,257	46,13,554	-	-	46,13,554	55,18,940
b)	Table/Chairs/Sofa/Carpet	7.5%	3,53,83,717	55,38,960	-	4,09,22,677	2,42,61,142	30,69,200.78	2,73,30,343	1,35,92,334	-	-	1,35,92,334	1,11,22,575
c)	Wooden Partitions	7.5%	1,59,68,989	-	-	1,59,68,989	1,12,53,304	11,97,674.18	1,24,50,978	35,18,011	-	-	35,18,011	47,15,685
d)	Other Furniture	7.5%	60,52,293	5,99,547	-	66,51,840	25,27,403	4,98,888.00	30,26,291	36,25,549	-	-	36,25,549	35,24,890
9	Library Books & Scientific Journals													
a)	Books	10%	12,86,08,170	52,889	-	12,86,61,059	7,35,68,890	1,28,66,105.90	8,64,34,996	4,22,26,063	-	-	4,22,26,063	5,50,39,280
	Total (A)		1,87,02,70,585	1,33,36,546	3,44,23,435	1,84,91,83,696	20,09,77,660	2,76,43,974	22,86,21,634	1,62,05,62,062	-	-	1,62,05,62,062	1,66,92,92,925

B.

CB



Capital Work In Progress:													
Total (B)													
Total (A + B + C)													
S. No.	Assets Head	Rate (%)	Gross Block					Depreciation for the Year				Net Block	
			Opening Balance as on 01.04.2021	Additions during the year	Deductions/A adjustments	Closing Balance as on 31.03.2022	Opening Balance as on 01.04.2021	Depreciation for the Year	Deductions/A adjustments	Closing Balance as on 31.03.2022	2021-22	2020-21	
Intangible Assets:													
1	Computer Software	40%	76,71,538	6,08,437	-	82,79,975	73,17,360	8,06,700.80	81,24,061	1,55,914	-	3,54,178	
2	E-Journals	40%	10,92,33,662	1,75,54,607	29,595	12,67,58,674	8,98,72,441	2,63,83,063.80	11,62,55,505	1,05,03,169	-	1,93,61,221	
	TOTAL (C)		11,69,05,200	1,81,63,044	29,595	13,50,38,649	9,71,89,801	2,71,89,765	12,43,79,566	1,06,59,083	-	1,97,15,399	
	Total (A + B + C)		2,04,81,46,372	3,14,99,590	7,53,13,472	2,00,43,32,490	29,81,67,461	5,48,33,739	35,30,01,200	1,65,13,31,290	-	1,74,99,78,911	




Handwritten signature/initials

Handwritten signature/initials

AMBEDKAR UNIVERSITY DELHI

Schedule 4C - Karampura Campus

S. No.	Assets Head	Rate (%)	Gross Block						Depreciation for the Year				Net Block	
			Opening Balance as on 01.04.2021	Additions during the year	Deductions/A adjustments	Closing Balance as on 31.03.2022	Opening Balance as on 01.04.2021	Depreciation for the Year	Deductions/A adjustments	Closing Balance as on 31.03.2022	2021-22	2020-21		
1	Electrical Installation & Equipment	5%	1,00,379	-	-	1,00,379	20,486	5,019	-	25,505	-	74,874	79,893	
2	Plant & Machinery		-	-	-	-	-	-	-	-	-	-	-	
3	Office Equipment		-	-	-	-	-	-	-	-	-	-	-	
	a) Water Cooler	7.5%	29,800	-	-	29,800	8,940	2,235	-	11,175	-	18,625	20,860	
	b) Voltage Stabilizer	7.5%	96,600	-	-	96,600	36,225	7,245	-	43,470	-	53,130	60,375	
	(c) Office Equipment Other	7.5%	87,130	-	-	87,130	31,811	6,535	-	38,346	-	48,784	55,319	
4	Audio Visual Equipment		-	-	-	-	-	-	-	-	-	-	-	
	a) Audio Conference System	7.5%	3,36,468	-	-	3,36,468	1,10,285	25,235	-	1,35,520	-	2,00,948	2,26,183	
5	Computers & Peripherals		-	-	-	-	-	-	-	-	-	-	-	
	a) Computers	20%	31,123	-	-	31,123	26,625	4,498	-	31,123	-	-	4,498	
6	Furniture, Fixtures & Fittings	7.5%	2,01,455	-	-	2,01,455	60,436	15,109	-	75,545	-	1,25,910	1,41,019	
7	Lib Books & Scientific Journals		-	-	-	-	-	-	-	-	-	-	-	
	Land - Leasehold (Perpetual lease)	10%	1,660	-	-	1,660	664	166	-	830	-	830	996	
8	Small Value Assets		-	-	-	-	-	-	-	-	-	-	-	
	a) Other Assets	7.5%	4,20,431	-	-	4,20,431	1,29,728	31,532	-	1,61,260	-	2,59,171	2,90,703	
	Total (A)		13,05,046	-	-	13,05,046	4,25,200	97,574	-	5,22,774	-	7,82,272	8,79,846	



(Handwritten signature)

(Handwritten initials)

AMBEDKAR UNIVERSITY DELHI

Schedule 4D - Campus Development

S. No.	Assets Head	Rate (%)	Gross Block				Depreciation for the Year				Net Block		
			Opening Balance as on 01.04.2021	Additions during the year	Deductions/A adjustments	Closing Balance as on 31.03.2022	Opening Balance as on 01.04.2021	Depreciation for the Year	Deductions/A adjustments	Closing Balance as on 31.03.2022	2021-22	2020-21	
Tangible Assets:													
1	Computers & Peripherals	20%	1,70,950	-	-	1,70,950	1,70,950	-	-	-	-	-	-
2	Books	10%	7,116	-	-	7,116	3,332	712	4,044	-	3,072	3,072	3,784
	Total (A)		1,78,066	-	-	1,78,066	1,74,282	712	1,74,994	-	3,072	3,072	3,784
Capital Work in Progress (B)													
1	Dheerpur Campus	-	13,52,268	-	-	-	-	-	-	-	-	-	13,52,268
	Total (A+B)		15,30,334	-	-	1,78,066	1,74,282	712	1,74,994	-	3,072	3,072	13,56,052
	GRAND TOTAL		2,10,91,57,033	3,14,99,590	7,66,65,740	2,06,39,90,883	34,45,48,683	6,21,28,829	40,66,77,512	-	1,65,73,13,371	1,76,46,08,350	



MB

Bz

AMBEDKAR UNIVERSITY DELHI

Schedule 4 - Fixed Assets

S. No.	Assets Head	Rate (%)	Gross Block				Depreciation for the Year				Net Block		
			Opening Balance as on 01.04.2021	Additions during the year	Closing Balance as on 31.03.2022	Deductions/A adjustments	Opening Balance as on 01.04.2021	Depreciation for the Year	Deductions/A adjustments	Closing Balance as on 31.03.2022	2021-22	2020-21	
(A) Tangible Assets													
1	Land - Leasehold (Perpetual lease)	-	1,42,92,33,333	-	1,39,50,33,333	3,42,00,000	-	-	-	-	-	1,39,50,33,333	1,42,92,33,333
2	Buildings	2%	13,13,11,644	2,50,593	13,15,62,237	-	71,10,914	26,31,245	97,42,159	-	-	12,18,20,078	12,42,00,730
3	Electrical Installation and Equipment	5%	71,26,512	25,96,536	97,23,048	-	33,09,313	4,86,152	37,95,465	-	-	59,27,583	38,17,199
4	Scientific & Laboratory Equipment	8%	1,15,68,693	-	1,15,68,693	-	49,40,595	9,25,495	58,66,090	-	-	57,02,603	66,28,098
	Vehicles	10%	6,97,482	-	6,97,482	-	69,748	69,748	1,39,496	-	-	5,57,986	6,27,734
5	Office Equipment												
	a) Photocopier/Duplicator	7.5%	14,99,341	-	14,99,341	-	12,83,136	1,12,451	13,95,587	-	-	1,03,754	2,16,205
	b) Air Conditioner	7.5%	2,42,77,465	-	2,40,54,030	2,23,435	1,37,51,476	18,04,052	1,55,55,528	-	-	84,98,502	1,05,25,989
	c) Air Cooler	7.5%	1,94,949	-	1,94,949	-	51,076	14,621	65,697	-	-	1,29,252	1,43,873
	d) Water Cooler	7.5%	14,52,123	-	14,52,123	-	9,02,081	1,08,909	10,10,990	-	-	4,41,133	5,50,042
	e) Voltage Stabilizer	7.5%	30,62,672	-	30,62,672	-	22,49,992	2,29,700	24,79,692	-	-	5,82,980	8,12,680
	f) Office Equipment other	7.5%	1,74,27,729	40,80,021	2,15,07,750	-	64,88,430	16,13,082	81,01,512	-	-	1,34,06,239	1,09,39,299
6	Audio Visual Equipment												
	a) Audio Conference System	7.5%	49,06,397	-	49,06,397	-	19,65,708	3,67,980	23,33,688	-	-	25,72,709	29,40,689
7	Computers & Peripherals												
	a) Computers	20%	7,14,91,272	2,18,000	7,17,09,272	-	6,59,78,503	55,56,369	7,15,34,872	-	-	1,74,400	55,12,769
	b) Peripherals	20%	69,42,409	-	69,42,409	-	31,19,219	13,88,482	45,07,701	-	-	24,34,708	38,23,190
8	Furniture, Fixtures & Fittings												
	a) Cabinet/Almira/Filling Rack	7.5%	1,20,71,811	-	1,20,71,811	-	65,52,871	9,05,386	74,58,257	-	-	46,13,554	55,18,940
	b) Table/Chairs/Sofa/Carpet	7.5%	3,60,74,823	55,38,960	4,16,13,783	-	2,47,24,747	31,21,034	2,78,45,781	-	-	1,37,68,002	1,13,50,076
	c) Wooden Partitions	7.5%	1,59,68,989	-	1,59,68,989	-	1,12,53,304	11,97,674	1,24,50,978	-	-	35,18,011	47,15,685
	d) Other Furniture	7.5%	62,53,748	5,99,547	68,53,295	-	25,87,839	5,13,997	31,01,836	-	-	37,51,459	36,65,909
9	Library Books & Scientific Journals												
	a) Books	10%	13,11,24,138	52,889	13,11,77,027	-	7,55,78,637	1,31,17,703	8,86,96,340	-	-	4,24,80,687	5,55,45,501
10	Other Assets	7.5%	4,20,431	-	4,20,431	-	1,29,728	31,532	1,61,260	-	-	2,59,171	2,90,703
Total (A)			1,91,31,05,961	1,33,36,546	1,89,20,19,072	3,44,23,435	23,20,47,317	3,41,95,613	26,62,42,930	-	-	1,62,57,76,142	1,68,10,58,644
11	(B) Capital Work in Progress	-	6,23,22,855	-	2,01,10,145	4,22,12,710	-	-	-	-	-	2,01,10,145	6,23,22,855



(Handwritten signature)

AMBEDKAR UNIVERSITY DELHI

S. No.	Assets Head	Rate (%)	Gross Block			Depreciation for the Year			Net Block		
			Opening Balance as on 01.04.2021	Additions during the year	Deductions/A adjustments	Closing Balance as on 31.03.2022	Opening Balance as on 01.04.2021	Depreciation for the Year	Deductions/A adjustments	Closing Balance as on 31.03.2022	2021-22
(C) Intangible Assets:											
12	Computer Software	40%	1,86,73,865	6,08,437	-	1,92,82,302	1,75,51,687	8,06,700.80	1,83,58,388	9,23,914	11,22,178
13	E-journals	40%	11,50,54,352	1,75,54,607	29,595	13,25,79,364	9,49,49,679	2,71,26,515.80	12,20,76,195	1,05,03,169	2,01,04,673
	Total (C)		13,37,28,217	1,81,63,044	29,595	15,18,61,666	11,25,01,366	2,79,33,217	14,04,34,583	1,14,27,083	2,12,26,851
Total (A+B+C)			2,10,91,57,033	3,14,99,590	7,66,65,740	2,06,39,90,883	34,45,48,683	6,21,28,829	40,66,77,512	1,65,73,13,371	1,76,46,08,350



(Signature)

(Signature)

AMBEDKAR UNIVERSITY DELHI

Schedule - 5 INVESTMENTS FROM EARMARKED / ENDOWMENT FUNDS

(Amount in Rs.)

Particulars	Annexure	2021-22	2020-21
1. In Central Government Securities		-	-
2. In State Government Securities		-	-
3. Other Approved Securities		-	-
4. Shares (AUD Centre for IIE)		1,00,000	1,00,000
5. Debentures and Bonds		-	-
6. Term Deposits with Banks		-	-
7. Others		-	-
- Corpus		-	-
- Non-Corpus	7	29,00,00,000	29,00,00,000
8. Investment from saving Bank Account (Fees)		16,64,86,600	18,35,07,112
9. Investment from saving Bank Account (Project)		4,70,56,511	4,66,75,035
10. Investment from saving Bank Account (UDF)		14,06,77,591	8,82,68,288
11. Investment from saving Bank Account (GIA NPS)		2,72,82,622	2,61,54,730
Total		67,16,03,324	63,47,05,165

Schedule - 6 INVESTMENTS - OTHERS

(Amount in Rs.)

Particulars	Annexure	2021-22	2020-21
1. In Central Securities		-	-
2. In State Government Securities		-	-
3. Other Approved Securities		-	-
4. Shares		-	-
5. Debentures & Bonds		-	-
6. Others (Sweep Investment GIA)		82,93,992	10,98,73,663
Total		82,93,992	10,98,73,663

SCHEDULE 7- CURRENT ASSETS

(Amount in Rs.)

Particulars	Annexure	2021-22	2020-21
1. Stock			
- Stationery		15,50,482	25,03,784
2. Sundry Debtors			
a) Debts Outstanding for a period exceeding six months		14,81,875	27,83,761
b) Others (TDS recoverable from Debtors)		6,62,625	9,16,727
3. Cash and Bank Balance			
- Cash & Imprest:			
(a) Cash in hand		-	-
(b) Imprest	8	9,14,467	5,03,633
- Bank Balance:			
a) With scheduled banks			

Handwritten signature

Handwritten signature



- In Current Account			
- In Term Deposit Account			
- In Savings Account	9	36,91,99,523	31,39,75,294
b) With non- scheduled banks			
- In Term Deposit Account			
- In Savings Account			
		-	-
c) Tuition fee Due FY 2021-22 (Fees)		4,55,23,866	1,57,19,835
Total		41,93,32,837	33,64,03,034

AMBEDKAR UNIVERSITY DELHI

SCHEDULE 8- LOANS, ADVANCES & DEPOSITS

(Amount in Rs.)

Particulars	Sub - Schedule	2021-22	2020-21
1. Advance to Employees : (Non - Interest Bearing)			
(A) Grant-in-Aid (GIA) Accounts			
(i) Advance to Staff	8.1	10,76,634	13,09,900
(ii) Seed Money Advance	8.2	2,00,000	2,00,000
(iii) LTC Advance	8.3	1,57,093	46,933
(B) Fees Accounts			
(i) For Academic activities	8.4	9,89,369	7,88,788
(C) Projects Accounts			
(i) From CECED	-	-	-
(ii) From JIT	8.5	50,000	62,266
(iii) From Projects Other than CECED	8.6	22,500	1,50,000
(iv) From Ford Foundation	8.7	1,40,000	1,64,000
(v) From ECCC (Delhi Project)	8.8	-	7,703
(vi) From UGC	8.9	89,956	95,849
2. Advances and other amounts recoverable in cash or in kind or for value to be received			
(A) Capital Account			
(i) Advances to PWD	8A	31,42,27,636	29,70,49,636
(B) University Development Fund Accounts			
(i) Advance for UGC XII Plan funding and other miscellaneous purposes	8.10	2,80,83,886	2,80,83,886
(C) Projects Accounts			
(i) Advance to suppliers/institutions for CECED projects activities	8.12	-	-
(ii) Advance to suppliers/institutions for UGC sponsored projects activities	8.11	28,800	28,800
(iii) TDS Receivable	8.12	1,70,811	2,19,786
(D) Grant-In-Aid(GIA) Accounts			
(i) Advance to Suppliers	8.13	26,74,617	25,84,217
(ii) Amount Recoverable from Staff	8.14	1,13,004	48,504
(iii) Amount Recoverable from Vendor	8.15	9,285	9,285
(iv) Amount Recoverable from Vendor (Karampura Campus)	8.16	30,400	30,400
(E) FEE Accounts			
(i) Advance to Suppliers/ Vendors	8.17	-	-
(F) TDS Recoverable			
		6,70,450	16,440
3. Deposits			

[Handwritten Signature]

[Handwritten Signature]



(A) Telephone Connection Deposits		16,500	16,500
(B) Lease Rent Security for Karampura flat		1,56,000	1,56,000
(C) Security Deposit(Karampura campus)		2,32,948	1,42,948
(D) Electricity connection security		24,750	24,750
4. Income Accrued			
(A) On Investments from Earmarked/ Endowment Funds		-	-
(i) Accrued Interest on UDF		2,42,59,376	2,04,27,682
(iii) Accrued Sweep Interest Salary A/C		34,174	
(ii) Accrued Interest Project		-	
Total		37,34,58,189	35,16,64,273

Dr

MD



AMBEDKAR UNIVERSITY DELHI

Sub Schedule-8.1

GIA Accounts-Advances to Employees - for carrying out official assignments

S.NO	Particulars	2021-22	2020-21
1	AKHA K MAO	7,200	-
2	Amit Singh	10,000	-
3	Anita Ghai	-	5,000.00
4	Ankush Rathor	64,000	-
5	ANSHU SINGH	45,000	-
6	AR (ADMINISTRATION)	10,730	10,000
7	Ashish Patidar	-	49,971
8	Babu P. Ramesh	70,000	27,083
9	BENIL BISWAS	6,650	6,650
10	Bibnaz Thokchom Devi	-	4,92,855
11	Bindu KC	-	19,762
12	Bipul Kumar Srivastava	33,000	13,000
13	Budhaditya Das	42,728	-
14	Dean AES	20,000	-
15	Debal C. Kar	25,981	25,981
16	Deepak Kapoor	5,000	-
17	Deepak Kumar Pandey	10,000	-
18	Deepak Kumar Pandey (AR)	7,000	-
19	DEEPAN SIVARAMAN	1,00,000	-
20	Dhiraj Kumar Nite	-	39,022
21	Dr. Santosh Kumar Singh	15,000	-
22	Gulshan Bano	-	15,000
23	Jyotirmoy Bhattacharya	25,000	-
24	Kopal	45,000	1,19,111
25	Lokesh Garg	-	46,093
26	Manish Kumar Jain	-	58,267
27	Manjeet Singh Rana	30,000	-
28	MOGGALLAN BHARTI	1,12,875	1,12,875
29	Neeraj Padeliya	-	3,600
30	N T DIHUNG	-	5,000
31	Rajeev Kumar	30,770	41,300
32	Sachit Sharma	-	4,500
33	Sandeep Kumar (AR)	20,000	-
34	Santosh Sadanandan	-	55,830
35	Santosh Kumar Singh	-	15,000
36	SayandeB Chowdhury	1,00,000	-
37	Sunil Kumar Dahiya	24,200	-
38	Sunita Singh.	10,000	-
39	Sunita Tyagi	2,500	-
40	SURESH BABU	1,57,000	1,32,000
41	Umesh Mishra	12,000	12,000
42	Yogesh Snehi	35,000	-
	Total	10,76,634	13,09,900

[Handwritten Signature]

[Handwritten Signature]



Sub Schedule-8.2**GIA Accounts - Advances to employees - Seed Money Grant for Research**

S.NO	Particulars	2021-22	2020-21
1	Bidhan Chana Dash	1,00,000	1,00,000
2	Moggalan Bharti (Seed Money)	1,00,000	1,00,000
	Total	2,00,000	2,00,000

Sub Schedule-8.3**GIA Accounts - Advance to Employees - LTC Advances**

S.NO	Particulars	2021-22	2020-21
1	LTC Advance- Babu P Ramesh	1,10,160	-
2	LTC Advance NT Diheung	20,000	20,000
3	Ltc Adv to Ashish Patidar	17,933	17,933
4	LTC Adv to Rajan Krishnan	9,000	9,000
	Total	1,57,093	46,933

Sub Schedule-8.4**Fee Accounts - Advance to Employees - for Academic activities**

S.NO	Particulars	2021-22	2020-21
1	Khushbhu Dublish	39,000	16,000
2	K.Valentina	45,000	-
3	Santosh Kumar Singh	1,34,715	1,34,715
4	Suresh Babu	-	1,48,000
5	Ankush Rathore	97,421	-
6	Anup Dhar	4,77,073	4,77,073
7	Rohit Negi	13,000	13,000
8	Anoop kumar koileri	4,000	-
9	Sachita Sharma	10,000	-
10	Yogesh Snehi	1,69,160	-
	Total	9,89,369	7,88,788

Sub Schedule-8.5**Projects Accounts - Advances to Employees - for JTT project activities**

S.NO	Particulars	2021-22	2020-21
1	Anup Kumar Dhar	50,000	62,266
	Total	50,000	62,266

Sub Schedule-8.6**Projects Accounts - Advances to Employees - for Miscellaneous projects activities**

S.NO	Particulars	2021-22	2020-21
1	Sumangla Damodaran	-	1,50,000
2	Kartik Dave	22,500	-
	Total	22,500	1,50,000

(Handwritten signature)

(Handwritten signature)



Sub Schedule-8.7**Projects Accounts - Advances to Employees - for Ford Foundation project**

S.NO	Particulars	2021-22	2020-21
1	Anup Dhar	-	24,000
2	Saurabh chowdhury	1,40,000	1,40,000
	Total	1,40,000	1,64,000

Sub Schedule-8.8**Projects Accounts - Advances to Employees - for ECCC project activities**

S.NO	Particulars	2021-22	2020-21
1	CECED Project	-	7,703
	Total	-	7,703

Sub Schedule-8.9**Projects Account - Advances to Employees/ Institutions - for UGC sponsored**

S.NO	Particulars	2021-22	2020-21
1	IIC	80,956	86,849
2	Ankus Rathore	9,000	9,000
	Total	89,956	95,849

Sub Schedule-8.10**UDF Account - Advances for UGC XII Plan funding and other miscellaneous**

S.NO	Particulars	2021-22	2020-21
1	Ashwin Verghese	83,886	83,886
2	UGC Account Syndicate Bank	2,80,00,000	2,80,00,000
	Total	2,80,83,886	2,80,83,886

Sub Schedule-8.11**Projects Accounts - Advances to Suppliers/ Institutions for UGC sponsored**

S.NO	Particulars	2021-22	2020-21
1	Turism and Hospitality Skill Council	28,800	28,800
	Total	28,800	28,800

Sub Schedule-8.12**Projects Accounts - TDS refund receivable**

S.NO	Particulars	2021-22	2020-21
1	TDS Receivable (Azim Premji Foundation)	65,200	65,200
2	CECED	1,05,611	1,05,611
3	GIZ Consultancy project	-	43,200
4	Tech Mahindra Fund	-	5,775
	Total	1,70,811	2,19,786

Sub Schedule-8.13**GIA Accounts - Advances to Suppliers/ Institutions**

S.NO	Particulars	2021-22	2020-21
	Advance to Vendors		
1	Association of Indian Universities	50,000	50,000



2	OML Entertainment (P) Ltd.	2,36,000	2,36,000
	Advance to Party		
3	AUD (ACIIE)	10,40,000	10,40,000
4	Centre for Training & Social Research	70,000	70,000
5	Constitution Club of India	21,593	21,593
6	Global Compact Network	7,700	7,700
7	Healthcare Sector Skill Council	35,200	35,200
8	India International Centre	4,41,463	3,65,463
9	India Islamic Cultural Centre	30,000	30,000
10	INFLIBNET Centre	21,740	21,740
11	Intelligent Communication Systems India Ltd.	3,14,421	3,14,421
12	Member Secretary NCTE	1,51,000	1,51,000
13	Retailers Association's Skill Council of India	100600	1,00,600
14	Shastri Indo Canadian Institute	50,000	50,000
15	SMS water grace BMW Pvt ltd	2,500	2,500
16	Tourism Hospitality	59,200	88,000
17	PS Softech pvt ltd	14,400	-
18	Tourism & Hospitality Skill Council	28,800	-
	Total	26,74,617	25,84,217

Sub Schedule-8.14

GIA Accounts - Amount recoverable from staff

S.NO	Particulars	2021-22	2020-21
1	Dhirendera Dutt Dangwal	5,714	5,714
2	M A Sikandar	37,995	37,995
3	Satyketu sankrit	64,500	-
4	Saurbah	1,705	1,705
5	Vikramaditya Sahai (TDS Recov.)	3,090	3,090
	Total	1,13,004	48,504

Sub Schedule-8.15

GIA Accounts - Amount recoverable from vendors

S.NO	Particulars	2021-22	2020-21
1	Harish Hospitality	9,285	9,285
	Total	9,285	9,285

Sub Schedule-8.16

GIA Accounts - Advances to suppliers/ institutions from Karampura Campus

S.NO	Particulars	2021-22	2020-21
1	Loan and Advances Supplier Karampura	30,400	30,400
	Total	30,400	30,400

Sub Schedule-8.17

Fee Accounts - Advances to suppliers/ vendors

S.NO	Particulars	2021-22	2020-21
		-	-
		-	-
	Total	-	-

BV

MB



AMBEDKAR UNIVERSITY DELHI

Sub Schedule-8A

(Amount in Rs.)

Capital Account - Advances to PWD for works

S.NO	Name of the Division	Opening Balance as on 01.04.2021	Advance paid during the year	Adjustments during the year	Closing Balance as on 31.03.2022
1	BSES Rajdhani Power Ltd. Capital	17,06,624	-	-	17,06,624
2	Executive Engineer, BPD B 122 PWD Delhi	45,66,924	1,27,00,000	-	1,72,66,924
3	Executive Engineer, (Civil) PWD Div .323	7,73,450	-	-	7,73,450
4	Executive Engineer, Elect. - B - 141 - PWD	19,36,000	6,78,000	-	26,14,000
5	Executive Engineer, (Electrical) Div. No.353	2,09,876	-	-	2,09,876
6	Executive Engineer (E) PWD EMD 451	48,85,898	-	-	48,85,898
7	Executive Engineer F-111 Pwd New Delhi	27,11,92,000	-	-	27,11,92,000
8	Executive Engineer M-241 PWD	24,37,864	2,02,00,579	1,64,00,579	62,37,864
10	Secretary, NDMC Advance	93,41,000	-	-	93,41,000
	Total	29,70,49,636	3,35,78,579	1,64,00,579	31,42,27,636

[Handwritten signature]

[Handwritten signature]



AMBEDKAR UNIVERSITY DELHI

SCHEDULES FORMING PART OF INCOME & EXPENDITURE FOR THE YEAR ENDED 31ST MARCH, 2021

SCHEDULE 9- ACADEMIC RECEIPTS

Amount in Rupees

Particulars	Annexure	2021-22	2020-21
FEES FROM STUDENTS			
Academic :			
1. Tuition Fees	10	18,25,63,441	11,26,08,833
2. Admission Fees	2A	1,17,19,372	85,37,607
3. Enrolment Fees		-	-
4. Library Admission Fees		-	-
5. Laboratory Fees		-	-
6. Art & Craft		-	-
7. Registration Fees		-	-
8. Student Welfare Fund	2A	37,58,352	24,58,300
8. Syllabus Fee			
Total (A)		19,80,41,165	12,36,04,740
Examinations :			
1. Admission Test Fees		-	-
2. Annual Examination Fees		-	-
3. Mark Sheets, Certificates		-	-
4. Entrance Examination Fees		-	-
Total (B)		-	-
Other Fees :			
1. Identity Card Fee		-	-
2. Fine/ Miscellaneous Fees/Penalty Fees		3,37,966	1,88,443
3. Medical Fees		-	-
4. Transportation Fees		-	-
5. Hostel Fees		-	-
Total (C)		3,37,966	1,88,443
Sale of Publications :			
1. Sale of Admission Forms		-	-
2. Sale of Syllabus and Question Paper		-	-
3. Sale of prospectus including admission forms		-	-
Total (D)		-	-
Other Academic Receipts			
1. Registration fee for workshops, programmes , Processing Fee		-	-
2. Registration fees (Academic Staff College)		-	-
3. Other Acedemic Receipt		8,35,203	12,51,880
Total (E)		8,35,203	12,51,880
Grand Total (A+B+C+D+E)		19,92,14,334	12,50,45,063



R


MB

AMBEDKAR UNIVERSITY DELHI

SCHEDULE 10- GRANTS/SUBSIDIES (IRREVOCABLE GRANTS RECEIVED)

(Amount in Rs.)

Particulars	Plan			2021-22	2020-21
	GIA Salary	General	GIA Capital Assets		
Balance B/F	16,83,25,035	5,99,46,623	42,76,06,115	65,58,77,773	96,44,41,675
Less: Adjustment of Unspent Grant	1,23,968	29,10,448	-	30,34,416	5,09,67,097
Unspent Grant As per DHE sanction order.	16,82,01,067	5,70,36,175	42,76,06,115	65,28,43,357	1,01,54,08,772
Add: Previous year Adjustment for amount spent towards capital expenditure	-	7,66,36,145	-	7,66,36,145	-
Add: Adjustment for amount spent towards capital expenditure	-	-	-	-	-
Add: Receipts during the Year	35,67,98,933	19,29,63,825	-	54,97,62,758	38,50,00,000
- Unspent Grant As per DHE sanction order (Adjustment)	-	-	-	-	-
- Amount transferred from UDF	-	-	-	-	-
- Amount of Interest earned on depositing GIA Fund	33,10,719	46,62,600	3,36,019	83,09,338	1,36,63,144
- Amount of Interest earned on Sweep Account	-	-	-	-	-
- Misc income & Prior period income transferred	-	-	-	-	-
Total	52,83,10,719	33,12,98,745	42,79,42,134	1,28,75,51,598	1,41,40,71,916
Less: Payments during the Year					
- Property Tax paid for the period prior to handing over to AUD in respect of Rohini Land amt accepted by DHE.	-	-	-	-	-
Total	52,83,10,719	33,12,98,745	42,79,42,134	1,28,75,51,598	1,41,40,71,916
Less: Refund to UGC	-	-	-	-	-
Balance	52,83,10,719	33,12,98,745	42,79,42,134	1,28,75,51,598	1,41,40,71,916
Less : Utilised for Capital Expenditure	-	3,20,93,092	-	3,20,93,092	8,71,32,521
Balance	52,83,10,719	29,92,05,653	42,79,42,134	1,25,54,58,506	1,32,69,39,395
Less : Utilised for Revenue Expenditure	44,58,34,554	18,98,34,929	-	63,56,69,483	67,10,61,622
Less: Previous year Adjustment for amount spent towards capital expenditure	-	7,66,36,145	-	7,66,36,145	-
Unspent grant at the end of year 2022	8,24,76,165	3,27,34,579	42,79,42,134	54,31,52,878	65,58,77,773



(Signature)

Bz

AMBEDKAR UNIVERSITY DELHI

SCHEDULE 11- INCOME FROM INVESTMENTS FIXED DEPOSIT/SWEEP INVESTMENT

(Amount in Rs.)

Particulars	Annexure	GIA		Fees	
		2021-22	2020-21	2021-22	2020-21
1. Interest					
a. On Government Securities		-	-	-	-
b. Other Bonds/Debentures		-	-	-	-
2. Interest on Term Deposits					
- Interest on Auto-Sweep Investment		28,20,110	45,93,690	18,66,276	88,77,045
3. Interest accrued but not due on Term Deposits/ Interest bearing advances to employees		-	-	-	-
4. Interest on Savings Bank Accounts		-	-	-	-
5. Others (Specify)		-	-	-	-
Total		28,20,110	45,93,690	18,66,276	88,77,045
Less: Interest Transferred to Grant in Aid		28,20,110	45,93,690	-	-
Balance		-	-	18,66,276	88,77,045

SCHEDULE 12: INTEREST EARNED

(Amount in Rs.)

Particulars	Annexure	GIA		Fees	
		2021-22	2020-21	2021-22	2020-21
1. On Savings Account with scheduled banks		52,04,024	90,59,334	32,07,895	9,80,345
1. On Savings Account with scheduled banks (Fees)		-	-	-	-
2. On Loans		-	-	-	-
a. Employees/Staff		-	-	-	-
b. Others (Interest on TDS)		49,595	10,120	-	-
3. On Debtors and Other Receivables		-	-	-	-
Total		52,53,619	90,69,454	32,07,895	9,80,345
Less: Interest Transferred to Grant in Aid		52,53,619	90,69,454	-	-
Balance		-	-	32,07,895	9,80,345

AMBEDKAR UNIVERSITY DELHI

SCHEDULE 13 - OTHER INCOME

(Amount in Rs.)

Particulars	Annexure	2021-22	2020-21
A. Income from Land and Buildings			
1. Hostel Room Rent		-	-
2. License Fee		1,05,488	82,096
3. Hire Charges of Auditorium/Play Ground/Convention Centre, etc		-	-



4. Electricity charges recovered		-	-
5. Water charges recovered		-	-
Total (A)		1,05,488	82,096
B. Sale of Institute's Publications			
C. Income from holding events			
1. Gross Receipts from Annual function/Sports Carnival		-	-
Less: Direct expenditure incurred on the annual function/sports carnival		-	-
2. Gross Receipts from fetes		-	-
Less: Direct expenditure incurred on the fetes		-	-
3. Gross Receipts for educational tours		-	-
Less: Direct expenditure incurred on the tours		-	-
4. Others (to be specified and separately disclosed)		-	-
Total (B)		-	-
C. Others			
1. Income from Consultancy		-	-
2. RTI Fees		609	222
3. Income from Royalty			
4. Sale of application form (recruitment)			
5. Misc. receipts (Sale of tender form, waste paper, Books, Cash prize mone		2,93,920	22,760
6. Profit on Sale/disposal of Assets			
a) Owned assets			
b) Assets received free of cost		-	-
7. Grants/Donations from Institutions, Welfare Bodies and International Organisations		-	-
Total (C)		2,94,529	22,982
D. Others (specify)			
- Photocopy Charges		1,203	433
- Misc. Income		34,909	55,487
- Sponsorship		-	-
- Election Fees		-	-
- ID Card Fees		-	-
- Library Fine		-	-
- Degree Fees		8,300	3,000
- Crench (Receipt)		1,800	4,500
- late Fee		-	-
-Electricity Charges Receipt		7,619	28,403
-Fine Collection		-	-
-Short & Excess		-	-
Total (D)		53,831	91,823
Total (A+B+C+D)		4,53,847	1,96,901
Overhead - Project(E)		1,09,964	5,62,914
Total (E)		1,09,964	5,62,914
Grand Total (A+B+C+D+E)		5,63,811	7,59,815

SCHEDULE 14- PRIOR PERIOD INCOME

(Amount in Rs.)

Particulars	Annexure	2021-22	2020-21
-------------	----------	---------	---------



B

MB

1. Academic Receipts (Thesis Fees)		4,87,431	-
2. Other Income		-	-
Total		4,87,431	-



B

MB

AMBEDKAR UNIVERSITY DELHI

SCHEDULE 15- STAFF PAYMENTS & BENEFITS (ESTABLISHMENT EXPENSES)

(Amount in Rs.)

Particulars	Annexure	2021-22			2020-21		
		Teaching	Non-Teaching	Total	Teaching	Non-Teaching	Total
a) (i) Salaries and Wages	11	22,44,30,007	6,41,76,285	28,86,06,292	28,13,92,286	6,28,89,950	34,42,82,236
(ii) Salaries of Visiting Professor	12	-	-	-	1,63,00,677	-	1,63,00,677
b) Allowances and Bonus	13	10,06,31,848	1,64,59,897	11,70,91,745	8,44,06,615	1,82,16,676	10,26,23,291
c) Contribution to Other Fund							
- NPS University Contribution		3,05,51,579	36,11,225	3,41,62,804	3,49,32,669	52,45,085	4,01,77,754
- CPF University Contribution(NT)			5,08,680	5,08,680	-	5,31,821	5,31,821
d) Staff Welfare Expenses		3,41,031	-	3,41,031	5,87,772	-	5,87,772
e) Retirement and Terminal Expenses	14	1,28,61,445	5,02,286	1,33,63,731	1,47,92,459	2,44,785	1,50,37,244
f) Leave Travel Concession (LTC)		8,21,868	4,40,101	12,61,969	1,09,052	4,84,846	5,93,898
g) Medical Reimbursement		15,96,120	4,90,498	20,86,618	3,70,584	16,60,119	20,30,703
h) Children Education Allowance		9,65,250	3,33,000	12,98,250	3,51,000	15,64,650	19,15,650
i) Honorarium (Salary Head)		1,75,200	-	1,75,200	7,02,688	-	7,02,688
Total		37,23,74,348	8,65,21,972	45,88,96,320	43,39,45,802	9,08,37,932	52,47,83,734

AMBEDKAR UNIVERSITY DELHI

SCHEDULE 15 A- EMPLOYEES RETIREMENT AND TERMINAL BENEFITS

(Amount in Rs.)

Particulars	Pension	Gratuity	Leave Encashment	Total
Opening Balance as on 1st April, 2021	-	7,33,29,542	6,70,22,117	14,03,51,659
Addition : Capitalized value of Contributions Received from other Organizations	-	-	-	-
Total (a)	-	7,33,29,542	6,70,22,117	14,03,51,659
Less- Actual Payment during the year (b)	-	-	-	-
Balance Available c (a-b)	-	7,33,29,542	6,70,22,117	14,03,51,659
Provision required as per Actuarial Valuation (d)	-	7,95,82,460	7,31,00,339	15,26,82,799
A. Provision to be made in the current year (d-c)	-	62,52,918	60,78,222	1,23,31,140
Total	-	7,95,82,460	7,31,00,339	15,26,82,799

Handwritten signature

Handwritten signature



AMBEDKAR UNIVERSITY DELHI

SCHEDULE 16- ACADEMIC EXPENSES

(Amount in Rs.)

Particulars	Annexure	2021-22	2020-21
GIA Expenditure			
a) Laboratory Expenses		-	-
b) Field Work /Participation in Conferences		-	-
- Field Based Learning		75,147	1,84,191
- Research Project		3,99,000	7,51,132
c) Expenses on Seminars / Workshops		22,51,680	20,95,822
- Audcity Expenditure		7,36,182	5,71,791
- Consultative meeting		11,33,874	4,48,478
- Meeting of Statutory Bodies		6,42,548	5,16,701
- Selection Committee		2,12,008	43,500
d) Payment to Guest/ Adjunct/ Visiting faculty	15	1,59,23,050	95,82,250
e) Examination		3,89,222	4,75,497
f) Convocation Expenses		57,50,355	26,69,560
g) Publications		-	-
- Journals / Periodicals / Subscription/Softwares		26,599	58,147
- Stipends/ Prizes / Awards		1,34,51,762	1,42,45,605
- Stipend to Library Trainee		-	2,00,449
j) Subscription Expenses		6,29,153	4,36,613
h) Others		-	-
(i) Professional Development Of Faculty & Staff		10,000	-
- (ii) Earn While You Learn Scheme		53,000	-
- (iii) Gym/ Games/ Sports		1,16,564	45,508
- (iv) New Initiatives		33,55,398	31,72,230
- Seed Money Expenses		1,09,814	-
- (v) Travel Allowance (Foreign)		-	4,12,363
- (vi) Recruitment Fee Refund		-	-
- (vii) NAAC Expense		31,89,836	7,96,500
Total (A)		4,84,55,192	3,67,06,337
Fees Expenditure			
a) Student Welfare Expenses		7,93,653	16,66,501
b) Admission Expenses		1,10,54,398	1,02,78,214
c) Fee Waiver		7,06,37,235	4,40,41,510
d) Fee Refund		80,60,341	18,53,385
Total (B)		9,05,45,627	5,78,39,610
Total (A+B)		13,90,00,819	9,45,45,947

Handwritten signature

Handwritten signature



AMBEDKAR UNIVERSITY DELHI			
SCHEDULE 17- ADMINISTRATIVE AND GENERAL EXPENSES			
(Amount in Rs.)			
Particulars	Annexure	2021-22	2020-21
A. Infrastructure			
a) Electricity and Power		1,36,09,937	1,01,69,683
b) Water Charges		12,69,312	10,41,817
c) Rent, Rates and Taxes (including property tax)		4,02,66,888	4,02,66,888
Total A		5,51,46,137	5,14,78,388
B. Communication			
d) Postage and Stationery		38,191	24,126
e) Telephone, Fax and Internet Charges		24,67,926	32,74,693
Total B		25,06,117	32,98,819
C. Others			
f) Printing and Stationery (consumption)		14,42,365	26,64,465
g) Travelling and Conveyance Expenses	16	1,84,441	2,46,006
h) Hospitality		5,87,210	3,95,012
i) Auditors Remuneration		5,90,087	4,15,050
j) Professional Charges		1,96,450	11,22,180
k) Advertisement and Publicity		2,87,586	7,82,085
l) Medical Expense		4,14,864	14,088
m) Others	17	7,97,93,247	8,03,47,564
Total C		8,34,96,250	8,59,86,450
Total (A+B+C)		14,11,48,504	14,07,63,657

7

MB



SCHEDULE 18-TRANSPORTATION EXPENSES			
(Amount in Rs.)			
Particulars	Annexure	2021-22	2020-21
1. Vehicle (Taxi) Hiring expenses		38,77,754	27,48,458
Total		38,77,754	27,48,458

AMBEDKAR UNIVERSITY DELHI			
SCHEDULE 19- REPAIRS & MAINTENANCE			
(Amount in Rs.)			
Particulars	Annexure	2021-22	2020-21
a) Buildings		1,66,54,979	-
b) Furniture & Fixtures		6,731	-
c) Plant & Machinery		-	38,72,324
d) Office Equipment		58,74,207	54,55,369
e) Computers		39,671	28,750
f) Cleaning Material & Services		1,51,77,145	68,51,932
g) Book binding charges		-	-
h) Gardening		5,64,897	3,29,314
i) Estate Maintenance		-	-
j) Others		11,73,942	-
k) General (Repair & Maintenance for Karampura Flats)		-	2,72,774
Total		3,94,91,572	1,68,10,463

SCHEDULE 20- FINANCE COSTS			
(Amount in Rs.)			
Particulars	Annexure	2021-22	2020-21
Bank Charges			
- GIA		62,729	39,598
- Fees		76,103	79,540
Total		1,38,831	1,19,138

AMBEDKAR UNIVERSITY DELHI			
SCHEDULE 21: OTHER EXPENSES			
(Amount in Rs.)			
Particulars	Annexure	2021-22	2020-21
a) Provision for Bad and Doubtful Debt/ Advances		-	-
b) Irrecoverable Balance Written-off		-	-
c) Grants/Subsidies to other institutions/organizations		-	-
d) Other (Specify)		-	-
Total		-	-

SCHEDULE 22: PRIOR PERIOD EXPENSES			
Particulars	Schedule	2021-22	2020-21
1. Other Expenses		7,75,01,935	65,938
2. Ground Rent - Dheerpur Campus		-	-
3. Expenses as per revised UC as sanction by DHE	Sch-10	-30,34,416	4,14,31,214
Total		7,44,67,519	4,14,97,152






AMBEDKAR UNIVERSITY DELHI

SCHEDULE-23

SIGNIFICANT ACCOUNTING POLICIES

1. BASIS FOR PREPARATION OF ACCOUNTS

The accounts are prepared under the Historical Cost Convention unless otherwise stated and generally on the Accrual method of accounting. Provisions have made as far as possible for all known assets, liabilities, expenses, income and known losses but personal claims like medical claims, child education allowance, LTC etc. have been accounted for on receipt basis.

2. REVENUE RECOGNITION

- a. Fees from Students collected separately for each semester has been accounted for on accrual basis and admission fee & interest on savings bank account are accounted on cash basis.
- b. Interest on Investments is accounted for on accrual basis.

3. FIXED ASSETS AND DEPRECIATION

- a. Fixed assets are stated at cost of acquisition including inward freight, duties and taxes and incidental and direct expenses related to acquisition, installation and commissioning.
- b. Fixed assets are valued at cost less accumulated depreciation. Depreciation on fixed assets is provided on Straight line method, at the following rates:

Tangible Assets:

i. Land (Lease Hold)	0%
ii. Buildings	2%
iii. Electrical Installation & Equipment	5%
iv. Scientific & Laboratory Equipment	8%
v. Office Equipment	7.5%
vi. Audio Visual Equipment	7.5%
vii. Computers & Peripherals	20%
viii. Furniture, Fixtures & Fittings	7.5%
ix. Lib. Books & Scientific Journals	10%
x. Vehicle	10%

Intangible Assets (Amortization):

i. E-Journals	40%
ii. Computer Software	40%

- c. Depreciation is provided for the whole year on the additions during the year.
- d. Assets acquired from project is not taken into fixed asset of AUD, the same will be taken into AUD stock after the completion of project and on physically handing over to GIA. This will however be subject to Project terms and conditions.

Dr

03



AMBEDKAR UNIVERSITY DELHI

- e. Where an asset is fully depreciated, it will be carried at a residual value of Re 1 in the Balance Sheet and will not be further depreciated. Therefore, depreciation is calculated on the additions during the year separately at the application rate of depreciation.
- f. Where the individual value of the assets purchased is less than Rs. 2000/- (except Library Books) are treated as Small Value Assets and 100% depreciation is provided in respect of such assets at the time of their acquisition. However physical accounting and control are continued by the holders of such assets.
- g. According to Accounting Standard 10 Property Plant and Equipment, Land - Leasehold (Perpetual lease) has been valued on Purchase Value and Depreciation on Land is to be charged at 0%.

4. **INTANGIBLE ASSETS:** Computer Software and E-Journals are grouped under Intangible Assets.

5. STOCKS

Expenditure on purchase of chemicals, glassware, publications and other stores is accounted as revenue expenditure. Except that the value of closing stocks held on 31st March is set up as inventories by reducing the corresponding Revenue Expenditure on the basis of information obtained from Departments. They are valued at cost.

6. RETIREMENT BENEFITS

Provision for Gratuity and Leave Encashment are provided on basis of Actuarial valuation. Capitalized Value of pension and gratuity received from previous employers of the Institution's employees, who have been absorbed in the Institution, is credited to the respective Provision Accounts. Pension contribution received in respect of employees on deputation is also credited to the Provision for Pension Account. The Actual payments of Pension, Gratuity and Leave encashment are debited in the Accounts to the respective provisions. Other retirement benefits viz. Deposit Linked Insurance, Contribution to New Pension Scheme, Medical reimbursement to retired employees and Travel to Home Town on retirement are accounted on accrual basis (actual payments plus outstanding bills at the end of the year).

7. INVESTMENTS

- a. Long term investments are carried at their cost or face value whichever is lower. However, any permanent diminution in their value as on the date of the Balance Sheet is provided for.
- b. Short Term investments are carried at their cost or market value (if quoted) whichever is lower.

8. EARMARKED/ENDOWMENT FUNDS

The following long term funds are earmarked for specific purposes.

- i. Scholarship
- ii. Learning Enhancement
- iii. Student Welfare Fund
- iv. Application Fee

Separate bank accounts have been maintained for above funds and interest on savings bank account is

R

MB



AMBEDKAR UNIVERSITY DELHI

credited to the respective funds. The expenditure and advances (in the case of House Building & Conveyance/Computer) are debited to the fund. The balance in the respective funds is carried forward and is represented on the assets side by the balance at Bank, Investments and Accrued Interest.

Endowment Funds

The following Endowment Funds are created under UDF in Ambedkar University Delhi

- i. Student Travel and Exchange Programme Fund
- ii. Academic Chairs Fund
- iii. Research Endowment Fund
- iv. Central Pool of UDF

While each of the Endowment funds has its own investment there is one savings Bank Account each for all the Endowment funds, as the un invested balances against them are negligible

The income from investment of each Endowment Fund is added to the Fund. The interest on Savings Bank Account is also added to each Endowment fund. The expenditure is met from the interest earned on investment of the respective Endowment funds and the balance is carried forward.

The balances are represented by Investment in Fixed Deposits and balance in the Saving Bank Account common for all Endowments, and Accrued Interest on Investments.

9. GOVERNMENT AND UGC GRANTS

Government Grants and UGC grants are accounted for on realization basis. However, where a sanction for release of grant pertaining to the financial year is received before 31st March and the grant is actually received in the next financial year, the grant is accounted on accrual basis and an equal amount is shown as Amount in Transit.

10. SPONSORED PROJECTS

- a. In respect of ongoing Sponsored Projects, the amounts received from sponsors are credited to the head "Current Liabilities and Provisions -Current Liabilities -Other Liabilities -Receipts against ongoing sponsored projects." As and when expenditure is incurred /advances are paid against such projects, or the concerned project account is debited with allocated overhead charges, the liability account is debited.
- b. In addition to the Earmarked Fund for the Junior Research Fellowships funded by the University Grants Commission, Fellowships and Scholarships are also sponsored by various organizations. These are accounted in the same way as Sponsored Projects except that the expenditure generally is only on disbursement of Fellowships and Scholarships, which may include allowances for contingent expenditure by the Fellows and scholars.
- c. The Institution itself also awards Fellowships and Scholarships, which are accounted as Academic expenses.



AMBEDKAR UNIVERSITY DELHI

11. INCOME TAX

The income of the University is exempt from Income Tax under section 10(23C) of the Income Tax Act, 1961, hence no provision is therefore made in the accounts.

R

MB



AMBEDKAR UNIVERSITY DELHI

SCHEDULE-24

NOTES TO ACCOUNTS

1. FIXED ASSETS:

- a. Additions in the year to fixed assets in Schedule 4 include assets purchased out of Grant in Aid.
- b. Depreciation amounting to Rs. 6,21,28,829/- has been charged during the financial year.
- c. Fixed assets as set out in Schedule 4 do not include assets purchased out of funds of sponsored projects, held and used by the Institution, as project contracts include stipulations that all such assets purchased out of projects funds will remain the property of the sponsors.
- d. Land of ₹142.92 crore shown in the Fixed Assets is on perpetual lease allotted by Delhi Development Authority to Directorate of Higher Education, GNCTD at Dheerpur for setting up of Campuses by Dr. B.R. Ambedkar University. As such the land has been shown as Land -Leasehold under Fixed Assets. Ground rent payment of Rs. 3.42 crore was capitalized in the value of land in previous financial year. However, this amount has been transferred to Prior Period Expenses during the current financial year.
- e. Depreciation for the financial year 2019-20 & 2020-21 charged on capital assets amounting to Rs. 2,23,435/- has been transferred to Prior Period Expenses during the current financial year.
- f. Preliminary Expenses of Dheerpur Campus amounted Rs. 9,33,144/- was booked under WIP during the previous financial year, being revenue in nature have been transferred to Prior Period Expenses during the current financial year.
- g. Preliminary Expenses of Kashmere Gate amounted Rs. 33,336/- was booked under WIP during the previous financial year, which were revenue in nature has been transferred to Prior Period Expenses during the current financial year.
- h. Preliminary Expenses of Dheerpur Campus and Rohini Campus amounted Rs. 1,06,95,840/- and Rs. 1,29,21,338/- were booked under WIP during the previous financial year, which were revenue in nature has been transferred to Prior Period Expenses during the current financial year.
- i. Amount of Rs. 5.17 lakh being demand raised by North Delhi Municipal Corporation (North DMC) for short property tax deposited by the University for the year 2018-19 in respect of properties at Dheerpur (₹2.53 lakh), Rohini (₹1.72 lakh) and Karampura Campus (₹0.92 lakh). North DMC stated that 15% rebate on timely payment has been wrongly availed for service charges component of property tax, therefore the above mentioned demand was raised. Accordingly, a provision has been created in this respect during the FY 2021-22.
- j. Preliminary Expenses of Campus Development amounted 13,52,268 was shown as WIP during the previous year, however the same was revenue in nature, accordingly requisite rectification has been posted in FY 2021-22 and expenditure has been transferred to prior period expenses during the current financial year.



AMBEDKAR UNIVERSITY DELHI

k. Repair and maintenance, civil and electrical works amounted 1,62,76,784 was booked to WIP in previous year, however the same was revenue in nature, accordingly requisite rectification has been posted in FY 2021-22 and expenditure has been transferred to prior period expenses during the current financial year.

l. Assets purchased out of sponsored projects have been detailed in: **Appendix-1**

2. EXPENDITURE IN FOREIGN CURRENCY:

Particulars	Amount (In Rs.)
Membership & Subscription	2,90,693/-
Purchase of E-Journals	86,82,338/-

3. CURRENT ASSETS, LOANS AND ADVANCES:

In the opinion of the Management, the current assets, loans, advances and deposits have a value on realization in the ordinary course, equal at least to the aggregate amount shown in the Balance Sheet.

4. The accounts of the university are prepared in accordance with the revised format of financial statements and schedules as circulated by the Ministry of Human Resource Development, Department of Higher Education.

5. The previous year's figures have been rearranged and regrouped, wherever necessary.

6. Figures in the final accounts have been rounded off to the nearest rupee.

7. Schedules 1 to 24 are annexed to and form an integral part of the Balance Sheet as at 31st March, 2022 and the Income & Expenditure account for the year ended on that date.

8. PRIOR PERIOD EXPENSES:

As per Accounting Standard 5, as mentioned above, prior period items include income or expenses that occur in the current period due to errors or omissions while preparing financial statements of one or more prior periods. These do not encompass other adjustments so demanded by situations which are no doubt related to the prior periods but are established in the current period. For instance, arrears outstanding to workers due to revision of wages with retrospective effect during the current period.

During the FY 2021-22, following expenditure has been accounted for under Prior-period expenses, as follows:

WIP of Dheerpur Campus	Rs. 9,33,144/-
Preliminary Expense of Dheerpur campus	Rs. 1,06,95,840/-
Preliminary Expense of Rohini Campus	Rs. 1,29,21,338/-
Provision of Property Tax of NDMC	Rs. 5,17,000/-
Revenue Expenditure of Land and Lease hold	Rs. 3,42,00,000/-
WIP of Dheerpur Campus	Rs. 13,52,268/-
Previous Year Depreciation of HVAC	Rs. 2,23,435/-
Previous Year Expenses of Renovation of Building	Rs. 1,62,76,784/-
Previous Period GST on RCM	Rs. 3,34,74/-
Current Year Difference of Unspent Grants	Rs. (-) 30,34,416/-



AMBEDKAR UNIVERSITY DELHI

9. ACADEMIC RECEIPTS


The tuition fee earned during the financial year 2021-22 is Rs.18,25,63,441/-, which is almost 62% more than the fee earned during last year. During the current financial year, accrued fee amounting to Rs. 6.69 crores is included in the above amount of Rs. 18,25,63,441/. Due to extraordinary conditions of COVID 19, during the financial year 2020-21, the fee accrued was calculated at the minimum level.



AMBEDKAR UNIVERSITY DELHI

Annexure - 1 Deposits from Students

S. No.		Student Fee Liability		Opening Balance as on 01.04.2021				Additions during the year			Expenditure during the year		Closing Balance as on 31.03.2022		Total
				Deposit	Accumulated Interest	Additions during the year	Interest during the year	Deposit	Accumulated Interest	Deposit	Accumulated Interest	Deposit	Accumulated Interest		
														Total	
1		2,99,20,100	23,83,099	89,17,000	8,34,366	3,88,37,100	32,17,465	51,44,000	3,36,93,100	32,17,465	3,69,10,565			3,69,10,565	
2		40,05,484	4,50,399	15,00,000	1,21,707	55,05,484	5,72,106	7,12,134	47,93,350	5,72,106	53,65,456			53,65,456	
3		67,94,322	7,23,701	11,47,000	2,73,398	79,41,322	9,97,099	35,625	79,05,697	9,97,099	89,02,796			89,02,796	
4		95,54,276	4,99,413	86,23,420	2,77,387	1,81,77,696	7,76,800	3,89,513	1,77,88,183	7,76,800	1,85,64,983			1,85,64,983	
Total		5,02,74,182	40,56,612	2,01,87,420	15,06,858	7,04,61,602	55,63,470	62,81,272	6,41,80,330	55,63,470	6,97,43,800			6,97,43,800	



(Signature)

(Signature)

AMBEDKAR UNIVERSITY DELHI

Annexure - 2

Sundry Creditors-Goods

S. No.	Particulars	2021-22	2020-21
1	Deepa Eng. Co.	98,587	98,587
2	Alert Pest Control	16,563	16,563
3	Globe Publication Pvt. Ltd.	-	2,13,267
4	Mukhija Travels	64,441	64,441
5	Prayag Heritage Pvt. Ltd.	31,800	31,800
6	SWASTIK CONSTRUCTION Co.	37,713	37,713
7	Tiger Force Security Services	11,29,380	11,29,380
8	Vikas Electrical Works	9,370	9,370
9	Rekha Sharma Sen (Sundry Creditors Karpura)	3,350	3,350
10	Stale Cheque GIA	-	18,47,364
	Total	13,91,204	34,51,835

Annexure - 3

Sundry Creditors- Capital Goods

S. No.	Particulars	2021-22	2020-21
1	Euro Monitor International Ltd.	-	4,18,029
2	Mansarover Industrial Corporation	33,000	33,000
3	Newage Furniture Innovations Pvt. Ltd.	47,211	47,211
4	Informa UK Ltd.	-	6,65,026
	Total	80,211	11,63,266

Annexure - 4

Earnest Money Deposits

S. No.	Party's Name	2021-22	2020-21
1	Aggarwal Structural Consultants P Ltd.	-	25,000
2	A.K.Enterprises (EMD)	13,000	13,000
3	Allied Publishers Sub. Agency (EMD)	10,000	10,000
4	All India society for environment cause	1,000	1,000
5	Amitash Gas Engineers EMD	2,865	2,865
6	Annapoorna Ind. Corp.	7,000	7,000
7	Aone Copier Services Pvt. Ltd.	20,000	20,000
8	Art design print solution	25,000	25,000
9	Artline Press & Publishers P. Ltd.	50,000	50,000
10	Atlantic Publishers & Distributors Pvt. Ltd.(EMD)	20,000	20,000
11	Aviva Books Company	10,000	10,000
12	Bharatiya Sahitya Bhavana(EMD)	20,000	20,000
13	Bharti Refrigeration Works EMD	60,000	60,000
14	Biogenix Systems EMD	-	75,815
15	Biz Technologies Ltd	12,000	12,000
16	Book Seller (EMD)	10,000	10,000
17	Bookwell Publication	20,000	20,000
18	Brijwasi Book Distributors(EMD)	10,000	10,000
19	Chhavi Farms & Nursery (EMD)	4,000	4,000
20	Communication & Network	25,000	25,000
21	Cummins Sales & Services Pvt. Ltd. (EMD)	2,596	2,596
22	Decor Modular Systems P. Ltd. EMD	10,000	10,000
23	Deepa Engg. co.	1,500	1,500
24	Dilawar Khan	5,000	5,000
25	Efficient Book Distribution	10,000	10,000
26	Elite Pub. & Distributors	10,000	10,000
27	Empire Furniture Co.	15,000	15,000
28	Foundtek Consultants P. Ltd.	6,000	6,000
29	Glodyne Technoserve Ltd.	16,000	16,000
30	Govinda Book Hourse	20,000	20,000
31	Gulkhan	5,000	5,000
32	Gunjan Associates	2,50,000	2,50,000
33	Gupta Caterers & Maintenance	25,000	25,000
34	Hitech Erectors Pvt. Ltd. EMD	1,29,827	1,14,000
35	Home style	28,250	28,250
36	IANS India Pvt. Ltd.	36,000	36,000
37	Indica Publishers & Distributors P. Ltd	10,000	10,000
38	Informatics publishing Ltd.	5,000	5,000
39	Intakab Alam	500	500
40	International Book Agency	20,000	20,000

[Handwritten Signature]

[Handwritten Signature]



41	International Book Centre	20,000	20,000
42	International Book Distributors	20,000	20,000
43	Iris Global Services Pvt. Ltd	1,53,428	1,53,428
44	Jagjeet Singh	6,500	6,500
45	Jaishree Medical Devices	9,000	9,000
46	Jay mahaveer engg. ydyog.	500	500
47	Junati Innvations P. Ltd.	22,200	22,200
48	Kilaso Books	20,000	20,000
49	Kiran Book Service EMD	10,000	10,000
50	K.K. Book Distributors	20,000	20,000
51	Kool Planet Enterprises	3,000	3,000
52	Krona Liquatec Ltd.	12,250	12,250
53	Malika AirConditioning Co.	37,600	37,600
54	Manohar Pub. & Distributors	10,000	10,000
55	Manoj Kumar	1,000	1,000
56	Methodox pvt. ltd.	500	500
57	Metrohm India Private Limited	17,000	17,000
58	Mukhija Travels EMD	34,940	34,940
59	Nayee Kitab Prakashan EMD	20,000	20,000
60	Neo Tell India	12,500	12,500
61	Newage Furniture Innovation Pvt. Ltd.	500	500
62	New Way Office Automation Technology	5,000	5,000
63	N.V. Enterprises	20,000	20,000
64	Ollevacomp It Services Pvt. Ltd.	10,438	10,438
66	Pragati Publications	10,000	10,000
65	Prakashan Sansthan	20,000	20,000
66	Priyam Agency	-	1,00,000
67	Rajkamal Prakashan P. Ltd.	20,000	20,000
68	Rajmala construction Pvt. Ltd. .	1,500	1,500
69	Red Rose Book Enterpriese	20,000	20,000
70	R K Books	10,000	10,000
71	RNK SUN SYSTEMS P LTD	5,000	5,000
72	Sadik	5,000	5,000
73	Sakshi Nursery	1,000	1,000
74	Segment Book Distributors	20,000	20,000
75	Software One	2,000	2,000
76	Stri Shakti.	20,000	20,000
77	Sunrise Books EMD	10,000	10,000
78	Swastik Construction Company	8,00,000	8,00,000
79	Synergy Books India	10,000	10,000
80	Synergy Solutions	5,000	5,000
81	Systech Technocraft Services (P) Ltd	85,395	85,395
Performance Guarantee			
S. No.	Party's Name	2021-22	2020-21
82	Technocal Burean India P. Ltd.	10,000	10,000
83	The Cooling Lab	3,00,000	8,70,300
84	Time Planners	-	18,000
85	Today & Tomorrow's Printers and Publishers	10,000	10,000
86	Uppal Book Store	20,000	20,000
87	Vani Prakashan (EMD)	10,000	10,000
88	Vardhman Books	10,000	10,000
TOTAL A		27,96,789	35,70,077
Performance Guarantee			
S. No.	Party's Name	2021-22	2020-21
1	Alert Pest Control	17,200	17,200
2	Ambika Caterers and Canteen	60,000	60,000
3	Avior Technologies P. Ltd	6,200	6,200
4	Bhambra Glass Concepts	11,250	11,250
5	City Computers	700	700
6	Delhi Trophy. Com	7,140	7,140
7	Empire Furniture Co.	3,000	3,000
8	GAMS & Associates	15,000	15,000
9	GPS Office Equipment Pvt. Ltd	20,000	20,000
10	IANS India Pvt Ltd	18,000	18,000
11	Intex Industries	2,500	2,500
12	I P Pasricha & Co.	20,650	20,650
13	Junati Innovations	15,000	15,000
14	Kamal Kumar PG	25,000	25,000
15	Kendriya Bhandar	56,000	56,000
16	Prateek computer peripherals	21,900	21,900
17	Creanovation Labs P vt Ltd	6,635	-
18	Turnitindia Edication Pvt. Ltd. PG	51,563	-

B

MB



		Total B	3,57,738	2,99,540
Retention Money				
S. No.	Party's Name	2021-22	2020-21	
1	A Z Associates	345	61,445	
2	Chhavi Farms & Nursery	3,112	3,112	
3	Decor Modular Systems P. Ltd	14,190	14,190	
4	Deepa Eng. Co.	1,00,000	1,00,000	
5	Gulkhan	13,019	13,019	
6	GS Enterprises & Infotech	4,000	4,000	
7	MSS Associates	5,200	5,200	
8	Pandit Construction	10,184	10,184	
9	Pest Management and Allied Serv.	2,950	2,950	
10	Sulabh International Services Org	3,66,957	3,66,957	
11	SVM Tlnfraaestate P. Ltd.	65,730	65,730	
12	Time Planners	6,425	6,425	
13	Turnitin LLC	54,582	54,582	
14	Swastik Construction P. Ltd.	1,56,704	1,56,704	
Total C		8,03,398	8,64,498	
Securities Deposits				
S. No.	Party's Name	2021-22	2020-21	
1	CS Datametion	5,000	5,000	
2	Ecole Solution Pvt. Ltd.	5,000	5,000	
3	Good Year	50,000	50,000	
4	Rakshak Security Pvt.	1,00,000	1,00,000	
5	Security Deposit	-18,781	-47,442	
6	Ankur Dhir	12,000	12,000	
Total (D)		1,53,219	1,24,558	
Grand Total(A+B+C+D)		41,11,144	48,58,673	
AMBEDKAR UNIVERSITY DELHI				
Annexure - 5				
Statutory Dues				
S. No.	Particulars	2021-22	2020-21	
1	GIA			
	TDS 192A	18,431	1,40,268	
	TDS 194C	2,70,933	2,73,411	
	TDS 194 I	-	14,520	
	TDS 194J	5,12,480	1,22,350	
	TDS on CGST - GST @1%	4,48,068	3,25,498	
	TDS on GST	2,23,686	2,23,686	
	TDS on IGST - @ 2%	3,00,910	1,89,327	
	TDS on SGST - GST @1%	4,48,066	3,25,496	
	GST on RCM	-	-	
Total(A)		22,22,574	16,14,554	
2	Fees			
	TDS 194C	-	13,803	
	Tds 194- J	-	7,350	
	TDS on CGST @ 1%	-	71,129	
	Tds on IGST 2%	-	8,471	
	TDS on SGST @ 1%	-	71,128	
	TDS Fees Income Tax	-	-	
Total(B)		-	1,71,881	
3	Sponsored Projects			
	CECED			
	TDS on GST	-	7,019	
4	Projects other than CECED			
	Tds on GST	-	256	
5	Ford Foundation			
	TDS 194 J	-	10,500	
6	UGC			
	TDS 194C	-	44,332	
	TDS on GST	-	-	
Total (C)		-	62,107	
Grand Total (A+B+C)		22,22,574	18,48,542	

B

MB



AMBEDKAR UNIVERSITY DELHI

Annexure - 6

Amount Payable

(Amount in Rs.)

S. No.	Particulars	2021-22	2020-21
1	Audit Fees Payable	8,27,150	8,42,150
2	Stale cheques Pending :		
	(a) GIA A/c (Stale Cheques)	33,63,106	10,64,279
	(b) Fees A/c (Stale Cheque Fee)	71,25,180	54,67,757
3	Employees Liability:		
	NPS Liability		
	(a) Interest on NPS	11,49,613	11,43,635
	(b) NPS (NSDL) Fund Employee Share (Administrative Staff)	14,76,481	18,15,169
	(c) NPS (NSDL) Fund Employee Share (Academic Staff)	1,79,72,033	1,58,14,171
	(d) Sweep Interest NPS	8,39,068	-
	Others		
	NPS Contribution payable NT	-	1,872
	NPS Contribution payable TS	-	-
	(d) GPF/CPF Payable (NTS)	-	-
	(e) Leave salary contribution payable		
	- Sanjay Kumar	6,48,830	11,43,000
	Sameer Saini	4,94,170	
	- Anshu Gupta	43,279	43,279
	- Bipul Kumar Srivastav	3,42,442	-
	Harsh Kapoor	26,665	-
	Ajay Kumar Thakur	31,384	-
	(f) Gratuity Received from Previous Employer		
	Ajay Kumar Thakur	32,844	-
	Harsh Kapoor	10,892	-
	(g) EPF 13%	3,310	3,310
	(h) ESI 4.75%	25,547	25,547
4	Provision for expenses payable	1,19,86,741	1,11,27,741
6	Ground Rent (Dheerpur Campus)	22,55,64,651	18,84,80,252
7	Recruitment Application Fee	10,52,829	53,000
8	Extra Mural (Fees)	2,41,000	2,41,000
	Total	27,32,57,215	22,72,66,162

Annexure - 6A

Projects Liability

(Amount in Rs.)

S. No.	Particulars	2021-22	2020-21
1	Misc. Projects - IDBI 0523	91,627	9,65,855
2	CECED Projects	-	60,642
3	University Grant Commission (UGC)	11,14,418	15,97,747
4	ECCC	-	7,703
5	Aid Et Action India P. Ltd.	89,320	89,320
6	Nalanda Bihar	49,170	49,170
7	Nalanda UP	49,170	49,170
8	Performance Guarantee	61,514	71,514
	TOTAL	14,55,219	28,91,121

AMBEDKAR UNIVERSITY DELHI

Annexure - 7

Others Investments (UDF)

(Amount in Rs.)

S. No.	Particulars	2021-22	2020-21
1	Academic Chairs Fund	5,00,00,000	5,00,00,000
2	Central Pool of UDF	14,00,00,000	14,00,00,000
3	Research endowment Fund	5,00,00,000	5,00,00,000
4	Student Travel & Exchange Fund	5,00,00,000	5,00,00,000
	Total	29,00,00,000	29,00,00,000

B.

M.D.



Annexure - 8		(Amount in Rs.)	
Imprest Accounts			
S. No.	Particulars	2021-22	2020-21
	GIA		
1	Advance To Archana Gupta	5,000	5,000
2	AR (ADMINISTRATION)	-	5,837
3	AR Estate	1,18,500	25,000
4	AR VCO Imprest A/c	10,000	10,000
5	AUD-Imprest R&L/IAD/RFP	20,000	20,000
6	A U D IT A/c No. 6600502336	6,859	6,859
7	AUDSGA Account	10,000	10,000
8	Aud-SVS- Imprest A/c	9,546	9,546
9	DEAN (SHS) Imprest	10,000	10,000
10	Director CPRC	10,000	10,000
11	Director, IQAC Imprest A/c	5,000	5,000
12	DR estate	-	5,000
13	E & M Unit	50,000	2,685
14	FINANCE (IMPREST)	50,180	50,180
15	Geetha Venkatraman CpsH	10,000	10,000
16	Impres CELE	10,000	10,000
17	Imprest (Academic services)	26,608	26,608
18	Imprest A/c (Campus Development)	6,205	6,205
19	Archana Gupta	5,606	5,606
20	Ar Ss	6,039	10,000
21	Assistant Registrar (Store)	1,701	-
22	CCK	758	10,000
23	Debal C. Kar	7,291	7,291
24	Dr Sunita Singh	7,402	7,402
25	EMC Asmita Kabra	21,648	21,648
26	Imprest-EOO (Udaybir Singh)	5,000	5,000
27	Estate	-5,401	9,528
28	Geetha Venkatraman (AES)	10,000	396
29	Deputy Registrar	10,000	10,000
30	IT	466	32
31	Kartik Dave	4,612	9,976
32	Manjeet Singh Rana	8,067	8,067
33	Manshi Thapliyal	232	232
35	Imprest (OSD Karampura Campus)	20,000	20,000
36	Planning	11,292	11,292
37	Rachana Johri	5,880	5,880
38	Satyaketu Sanskrit	3,714	3,714
39	School of Design	9,932	9,932
40	Asmita Kabra	4,983	4,983
41	Imprest - SLGC (Karampura)	10,000	10,000
42	SLS	10,637	10,637
43	Imprest (SOL)	10,368	4,082
44	Sumangala Damodaran	10,000	10,000
45	SVS (Karampura)	20,262	20,262
46	Osd Lodhi Road	20,000	20,000
47	PVC Office Imprest A/c	2,960	10,000
48	Radharani Chakravarty	9,304	9,304
49	Rajan Krishnan(Imprest) SCCE	10,000	10,000
50	Imprest (VCO,VC)	2,75,000	-
51	Dean SHRM Imprest	25,000	-
52	DEAN (SUS) IMPREST	-6,184	-
53	Registrar AUD	20,000	10,449
	Total	9,14,467	5,03,633

AMBEDKAR UNIVERSITY DELHI

Annexure - 9		(Amount in Rs.)	
Bank Balance			
S. No.	Particulars	2021-22	2020-21
	GIA A/cs		
1	Canara Bank Dwarka - 2226	2,62,82,823	8,85,95,457
2	Canara Bank Kashmere Gate - 51660	8,71,60,039	-3,54,24,869
3	Canara Bank Capital A/c No. 55631	75,13,675	2,55,13,603
4	Canara Bank - NPS Fund - 3872	13,07,455	2,21,928



2

(Handwritten signature)

5	Canara Bank - Salary A/c - 54376	10,31,19,149	15,30,56,341
6	Punjab & Sind Bank - 19924	8,13,501	5,77,133
7	Punjab & Sind Bank - 19656	15,55,195	11,78,015
8	Punjab & Sind Bank - Capital A/c - 19657	9,17,486	13,72,344
9	SBI EMD A/c - 9896	42,72,575	48,73,128
Karampura			
10	Indian Bank - 94062	59,291	1,72,603
TOTAL		23,30,01,190	23,96,91,828
Fees A/c			
11	Application Fee A/c 25941	(2,75,018)	-4,53,388
12	Caution Money 56598	(5,74,973)	-5,34,625
13	Course Material A/c 56871	54928	54,070
14	HDFC Tuition Fee 492240	139055	15,58,763
15	ICICI Bank Tuition Fee-037801008331	95613161	4,18,15,863
16	Indian Bank A/c 356463 (Scholarship)	(4,18,218)	-1,16,792
17	Indian Bank A/c 56688 (Co-Curricular)	30678	96,527
18	Indian Bank A/c 56779 (Extra Mural)	34,877	-23,165
19	Indusind Bank (A/c No- 5896)	1706389	16,29,493
20	Learning Enhncement A/c 56269	(1,23,471)	-33,390
21	Punjab & Sind Bank (19500)	-	33,53,755
22	Punjab & Sind Bank SWF (19545)	15007680	1,04,51,332
23	Tution Fee 459545 (Indian Bank)	3,64,380	-46,15,414
TOTAL		11,32,96,371	5,31,83,030
Project A/cs			
24	Punjab & Sind Bank - 19379	12,66,389	13,90,316
25	Canara Bank - 4066 CECED	13,47,902	1,54,601
26	IndusInd Bank - 99359 (CECED)	855	823
27	IndusInd Bank - 99377 (CECED)	1,577	1,516
28	IndusInd Bank - 98961	57,476	55,234
29	IndusInd Bank 99386	43,515	41,817
30	Syndicate Bank - 7027 TEDT	46,75,395	39,050
31	IDBI Bank Civil Line-0523 (Misc. Project)	12,36,091	12,91,605
32	IDBI Bank 4329 SRTT	26,715	6,90,630
33	Syndicate Bank - 89560 UGC Grant	58,58,483	82,27,186
34	Punjab & Sind Bank - 19655 (Ford Foundation)	26,41,149	36,74,699
35	Punjab & Sind Bank 19669 - (NSDL Projects)	23,799	23,085
36	Punjab & Sind Bank - 19678 (PWC)	48,749	47,288
37	Punjab & Sind Bank - 19670 (Rohini Ghadiok Foundation)	5,50,641	1,36,815
38	Punjab & Sind Bank - 19735 (DIC)	4,97,440	4,82,531
39	Indian Bank - 33790 (ECCC)	43,344	34,626
40	Canara Bank - 54826 (SIA Unit Project)	7,26,471	7,05,327
41	Punjab & Sind Bank - 20102 (FAUD)	16,31,634	15,82,732
42	Syndicate Bank (Merged with Canera Bank)- 7012	20,89,888	23,25,144
TOTAL		2,27,67,511	2,09,05,024
UNIVERSITY DEVELOPMENT FUND			
43	Indian Bank A/c No. 6475140852 (Student Travel)	32,011	31,099
44	Indian Bank A/c No. 6475141595(Academic Chair)	54,072	52,531
45	Indian Bank A/c No. 6475142328 (Research Endowment)	57,814	56,177
46	Indian Bank A/c No. 6475142963(Central Pool)	-9,446	55,606
TOTAL		1,34,451	1,95,413
GRAND TOTAL		36,91,99,523	31,39,75,294

8

CPB



AMBEDKAR UNIVERSITY DELHI

ANNEXURES TO SCHEDULES FORMING PART OF INCOME & EXPENDITURE ACCOUNT FOR THE YEAR ENDED 31st MARCH, 2022

Annexure - 10

Fees from Students

(Amount in Rs.)

	Particulars	2021-22	2020-21
	Tuition Fee	18,25,63,441	11,26,08,833
Less:	Fee Refund	80,60,341	18,53,385
	Gross Tuition Fee	17,45,03,100	11,07,55,448
Less:	Fees Waiver	7,06,37,235	4,40,41,510
	Total Tuition Fee	10,38,65,865	6,67,13,938
Less:	Transfer to Scholar Ship	1,03,86,587	66,71,394
Less:	Transfer to Learning Enhancement	2,33,69,820	1,50,10,636
Less:	Transfer to SWF	37,45,000	24,58,300
	Total Tuition Fee	6,63,64,459	4,25,73,608

Annexure - 10A

Amount to be transferred to UDF

(Amount in Rs.)

	Particulars	2021-22	2020-21
	Tuition Fee	6,63,64,459	4,25,73,608
Add:	Payment less payment in Last year	-	-
Add:	Bank Interest/Sweep Interest Fee	47,30,369	98,57,390
Add:	Other Income	26,935	-
Add:	Prior Period Income	-	-
Add:	Late Fee Fine	3,11,031	1,53,245
Add:	Other Academic receipt	8,35,203	12,51,880
Add:	Processing Fee and Other Income	-	-
Less:	Bank charges Fee	76,103	79,540
Less:	Fee Refund charges and Other Misc Charges	-	-
Less:	Foreign Exchange loss	-	1,667
Less:	Other	-	6
	Amount from Fees to be transferred to UDF	7,23,44,099	5,37,54,910
Add:	Overhead income	1,09,964	5,62,914
Add:	Other income of GIA	4,53,847	1,96,901
	Total Amount to be transferred to UDF	7,29,07,911	5,45,14,725

Handwritten mark

Handwritten mark



AMBEDKAR UNIVERSITY DELHI

Annexure - 11

Salaries & Wages

(Amount in Rs.)

S. No.	Particulars	2021-22		2020-21	
		Teaching	Non Teaching	Teaching	Non Teaching
1	Salary	2,86,45,158	3,60,67,126	1,53,83,426	2,13,36,226
2	Grade Pay	-	-	-	-
3	Basic Pay	17,76,43,183	2,75,23,951	18,77,90,636	3,61,55,625
4	Salary Arrear	56,62,394	5,85,208	7,82,18,224	12,29,531
5	Salary (Campus Development)	-	-	-	41,68,568
6	Salary Expenditure (DIHRM)	1,24,79,272			
	Total	22,44,30,007	6,41,76,285	28,13,92,286	6,28,89,950

Annexure - 12

Salaries of Visiting Professors

(Amount in Rs.)

S. No.	Particulars	2021-22		2020-21	
		Teaching	Non Teaching	Teaching	Non Teaching
1	Salary (Temporary Winter Semester)	-	-	-	-
2	Salary (Visiting Faculty)	-	-	1,63,00,677	-
	Total	-	-	1,63,00,677	-

Annexure - 13

Allowances and Bonus

(Amount in Rs.)

S. No.	Particulars	2021-22		2020-21	
		Teaching	Non Teaching	Teaching	Non Teaching
1	Dearness Allowance	4,53,60,256	71,04,282	3,19,24,413	61,46,456
2	Bonus	-	20,724	-	4,49,020
3	Deputation Allowance	-	-	-	-
4	House Rent Allowance	4,35,42,003	67,81,808	4,18,90,892	84,71,573
5	Transport Allowance	1,16,48,589	23,73,283	1,03,13,510	29,64,057
6	Personal/cash allowance	81,000	1,79,800	2,77,800	1,85,570
	Total	10,06,31,848	1,64,59,897	8,44,06,615	1,82,16,676

Annexure - 14

Retirement and Terminal Benefits

(Amount in Rs.)

S. No.	Particulars	2021-22		2020-21	
		Teaching	Non Teaching	Teaching	Non-Teaching
1	Leave Salary Contribution	-	1,16,286	(5,84,567)	32,851
2	Pension contribution	-	2,18,809	8,82,376	-
3	Gratuity	62,52,918	-	71,14,747	-
4	Leave Encashment	66,08,527	1,67,191	73,79,903	2,11,934
	Total	1,28,61,445	5,02,286	1,47,92,459	2,44,785

AMBEDKAR UNIVERSITY DELHI

Annexure - 15

Payment to Guest/Adjunct/Visiting Faculty

(Amount in Rs.)

S. No.	Particulars	2021-22	2020-21



1	Adjunct faculty (MS)	78,12,700	27,87,050
2	Adjunct faculty (WS)	49,98,750	52,18,400
3	Guest Faculty (MS)	23,92,750	10,67,450
4	Guest Faculty (WS)	7,18,850	5,09,350
	Total	1,59,23,050	95,82,250

Annexure - 16

Travelling/Conveyance Expenses

(Amount in Rs.)

S. No.	Particulars	2021-22	2020-21
1	TA-Domestic	62,434	1,64,763
2	Conveyance	1,22,007	81,243
	Total	1,84,441	2,46,006

Annexure - 17

Administrative Expenses - Others

S. No.	Particulars	2021-22	2020-21
1	Creches	-	2,482
2	system	11,83,740	10,92,829
3	Foreigh Exchange Fluctuation	103	3,081
4	Leasing of House Residential	-	5,80,800
5	Misc. Office Expenses	1,51,487	2,92,774
6	Newspaper Reimbursement	2,88,690	16,435
7	Office contingency	5,42,877	7,93,565
8	Legal Expenses	91,550	9,900
9	Security Expenses	3,97,82,051	4,00,39,866
10	Wages to Contractual Employee	3,64,34,412	3,71,53,270
11	Recruitment Expenses	4,51,678	-
14	Santitation Expense	3,53,894	3,62,562
15	Reimbursement of Mobile Set	4,81,228	-
16	Reimbursement of Brief Case, Ladies Purse,	31,540	-
17	Short and excess	-3	-
	Total	7,97,93,247	8,03,47,564

13



AMBEDKAR UNIVERSITY DELHI

Annexure - 18

Salary Payble

(Amount in Rs.)

S. No.	Particulars	2021-22	2020-21
1	Siddharth Narayan	61,910	61,910
2	Mr. Praveen Bhatt	66,416	66,416
3	Ms. Manjula Khan	1,42,135	1,42,135
4	Ms. Manjula Khan	16,914	16,914
5	Dr. Rajan Krishnan	1,27,795	1,27,795
6	Ms. Vidya Shivdas	71,613	71,613
7	Mr. Vidya Shivdas	17,143	17,143
8	Dr. Suchitra Balasubrahmanyam	1,41,671	-
9	Sonali Dutta Roy	-	75,000
10	Ashok Mallick	-	7,613
11	Mr. Pankaj Kumar	51,725	
12	Dr. Anup Kumar Dhar	97,486	
	Total	7,94,808	5,86,539

[Handwritten signature]

[Handwritten signature]



B.R. B. R. AMBEDKAR UNIVERSITY DELHI

RECEIPTS & PAYMENT A/C FOR THE YEAR ENDED 31ST MARCH, 2021

(Amount in Rs.)

Receipts	2021-22	2020-21	Payments	2021-22	2020-21
I. Opening Balances			I. Expenses		
a) Cash Balance			a) Establishment Expenses	45,88,96,320	51,00,16,305
b) Bank Balance			b) Academic Expenses	13,90,00,819	9,45,45,947
i. Current Accounts			c) Administrative Expenses	14,11,48,504	10,52,05,616
ii. Deposit Accounts			d) Transportation Expenses	38,77,754	27,48,458
-GIA (Shares of AUD Centre)	1,00,000	1,00,000	e) Repairs & Maintenance	3,94,91,572	1,68,10,463
-Fees	18,35,07,112	-	f) Finance cost	1,38,831	1,19,138
-Projects	4,66,75,035	-	g) Prior Period expenses	7,44,67,519	5,10,33,035
-UDF	8,82,68,288	-			
-GIA (NPS)	2,61,54,730	-			
-UDF (FDR)	29,00,00,000	29,00,00,000			
iii. Savings Accounts					
-GIA	23,96,91,828	72,18,03,128			
-Fees	5,31,83,030	22,59,59,260			
-Projects	2,09,05,024	7,78,28,339			
-UDF	1,95,413	3,01,67,452			
			II. Payments against Earmarked/Endowment Funds	2,34,84,181	2,31,52,434
II. Grants Received					
a) From Government of India	-	-			
b) From State Government	63,56,69,483	38,50,00,000			
c) From other sources					
- UDF	-	-			
- Transit Grants	-	-			
- Advance from PWD	-	-			
			III. Payments against Sponsored Projects/Schemes	63,12,447	2,07,51,641
III. Academic Receipts	19,92,14,334	10,86,60,315			
IV. Receipts against Earmarked/Endowment Funds	1,54,77,724	1,09,95,907	IV. Payments against Sponsored Fellowships/Scholarships	3,08,195	4,00,000
V. Receipts against Sponsored Projects/Schemes	1,28,73,257	1,05,76,553	V. Investments and Deposits made		
			a) Out of Earmarked/Endowments funds	-	10,98,73,663
			b) Out of own funds (Investments- Others)	3,68,98,159	-
VI. Receipts against sponsored Fellowships and Scholarships	4,80,000	3,70,000	VI. Term Deposits with Scheduled Banks	-	-
VII. Income on Investments from			VII. Expenditure on Fixed Assets and Capital Work-in-Progress		
a) Earmarked/Endowment funds	62,68,535	54,47,761	a) Tangible Assets	(5,52,82,501)	81,81,738
b) Other investments	-	-	b) Intangible Assets	(97,99,767)	3,30,27,971
			b) Capital Works- in- Progress	(4,22,12,710)	3,63,86,929
VIII. Interest received on			VIII Other Payments including statutory payments		
a) Bank Deposits	18,66,276	88,77,045			
b) Savings Bank Accounts	32,07,895	9,80,345			
IX. Investments encashed	10,15,79,671	-	IX. Refunds of Grants	-	-
X. Term Deposits with Scheduled Banks encashed	-	-	X. Deposits and Advances		
			- Advance to vendors	1,18,000	-
			- LTC Advances	1,79,460	-
			- Deposit - Others (including EMD, Security Deposits)	1,36,43,681	5,53,873
			- Advance to Staff-GIA	1,59,176	15,56,833
			- Advance to Staff-Fees	9,89,369	7,88,788
			- Advance to Staff-Projects	27,93,654	4,79,818
			- Advance to Parties	5,17,55,180	9,209
			- Advances - Projects	5,26,817	-
			- Imprest to Staff	9,79,803	(78,575)
			- Advances- Against capital works	3,35,78,579	(1,16,82,147)
			-Other Change In Current Assets	-	-
XI. Other income (including Prior Period Income)			XI. Other Payments		
- Indirect Income	-	-	- Expenses paid for Dheer Pur Campus Project	-	-
- Receipts against projects	-	-	- Expenses against projects	-	-
- Prior Period Income	4,87,431	-	- Expenses out of grants	(7,80,602)	(4,24,67,569)
- Receipts against projects	1,66,39,996	1,66,82,310			
XII. Deposits and Advances			XII. Closing balances		
- Deposit - Others (including EMD, Security Deposits)	-	-	a) Cash in hand	-	-
- Deposit from Students	1,54,13,006	80,76,156	b) Bank balances		
- Amount received from TPDDL	-	-	In Current Accounts		
- Advance Recovered from Staff - GIA	15,56,833	28,75,177	In Savings Accounts		
- Advance Recovered from Staff - Fees	7,88,788	33,03,985	-GIA	23,30,01,190	23,96,91,828
- Advance Recovered from Staff - Project	7,07,788	13,10,364	-Fees	11,32,96,371	5,31,83,030
			-Projects	2,27,67,511	2,09,05,024
			-UDF	1,34,451	1,95,413



B

			In Deposit Accounts		
			-UDF (FDR)	29,00,00,000	29,00,00,000
			-Fees	16,64,86,600	18,35,07,112
			-Projects	4,70,56,511	4,66,75,035
			-UDF	14,06,77,591	8,82,68,288
			-GIA (NPS)	2,72,82,622	2,61,54,730
			-GIA (Shares of AUD Centre)	1,00,000	1,00,000
XIII. Miscellaneous Receipts including Statutory Receipts	-	-			
XIV. Any Other Receipts	-	-			
XV. Amount Received in Fees other than Tution Fee	5,63,811	10,79,928			
TOTAL	1,96,14,75,287	1,91,00,94,027	TOTAL	1,96,14,75,287	1,91,00,94,027

Rajeev
 CONTROLER OF FINANCE

Anne Singh
 VICE-CHANCELLOR

R *MB*

